

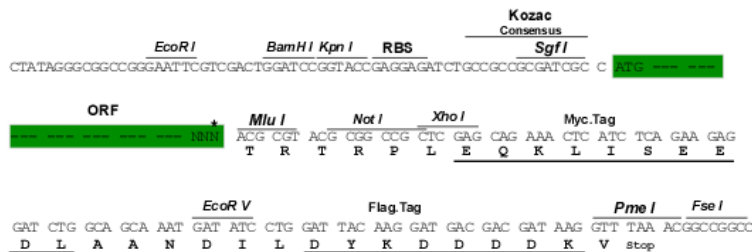
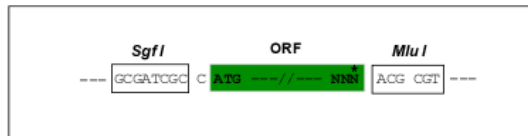
## Product datasheet for MR211580

### Ube3b (NM\_054093) Mouse Tagged ORF Clone

#### Product data:

Product Type:	Expression Plasmids
Product Name:	Ube3b (NM_054093) Mouse Tagged ORF Clone
Tag:	Myc-DDK
Symbol:	Ube3b
Synonyms:	A1449831; AU020130
Vector:	pCMV6-Entry (PS100001)
E. coli Selection:	Kanamycin (25 ug/mL)
Cell Selection:	Neomycin
Restriction Sites:	SgfI-MluI
Cloning Scheme:	

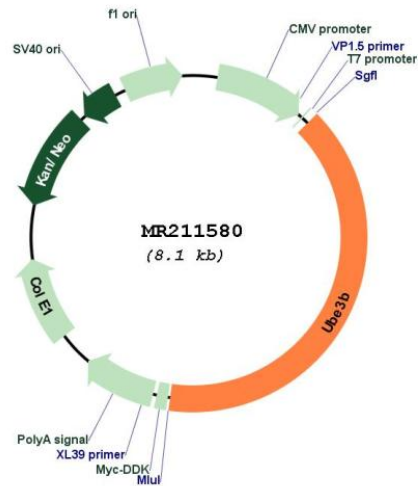
Cloning sites used for ORF Shuttling:



\* The last codon before the Stop codon of the ORF



View online »

**Plasmid Map:**


**ACCN:** NM\_054093

**ORF Size:** 3213 bp

**OTI Disclaimer:** The molecular sequence of this clone aligns with the gene accession number as a point of reference only. However, individual transcript sequences of the same gene can differ through naturally occurring variations (e.g. polymorphisms), each with its own valid existence. This clone is substantially in agreement with the reference, but a complete review of all prevailing variants is recommended prior to use. [More info](#)

**OTI Annotation:** This clone was engineered to express the complete ORF with an expression tag. Expression varies depending on the nature of the gene.

**Components:** The ORF clone is ion-exchange column purified and shipped in a 2D barcoded Matrix tube containing 10ug of transfection-ready, dried plasmid DNA (reconstitute with 100 ul of water).

**Reconstitution Method:**

1. Centrifuge at 5,000xg for 5min.
2. Carefully open the tube and add 100ul of sterile water to dissolve the DNA.
3. Close the tube and incubate for 10 minutes at room temperature.
4. Briefly vortex the tube and then do a quick spin (less than 5000xg) to concentrate the liquid at the bottom.
5. Store the suspended plasmid at -20°C. The DNA is stable for at least one year from date of shipping when stored at -20°C.

**RefSeq:** [NM\\_054093.3](#)

RefSeq Size:	5191 bp
RefSeq ORF:	3213 bp
Locus ID:	117146
UniProt ID:	<a href="#">Q9ES34</a>
Cytogenetics:	5 F
MW:	122.8 kDa
Gene Summary:	E3 ubiquitin-protein ligase which accepts ubiquitin from an E2 ubiquitin-conjugating enzyme in the form of a thioester and then directly transfers the ubiquitin to targeted substrates. [UniProtKB/Swiss-Prot Function]