

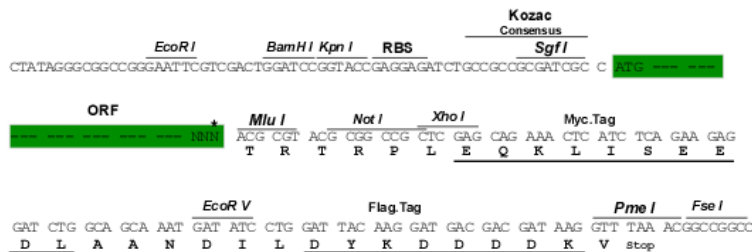
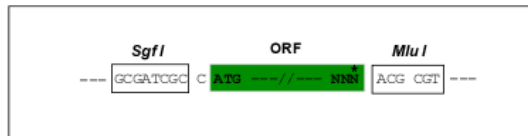
Product datasheet for MR211466

Atp1a1 (NM_144900) Mouse Tagged ORF Clone

Product data:

Product Type:	Expression Plasmids
Product Name:	Atp1a1 (NM_144900) Mouse Tagged ORF Clone
Tag:	Myc-DDK
Symbol:	Atp1a1
Synonyms:	Atpa-1; BC010319
Vector:	pCMV6-Entry (PS100001)
E. coli Selection:	Kanamycin (25 ug/mL)
Cell Selection:	Neomycin
Restriction Sites:	SgfI-MluI
Cloning Scheme:	

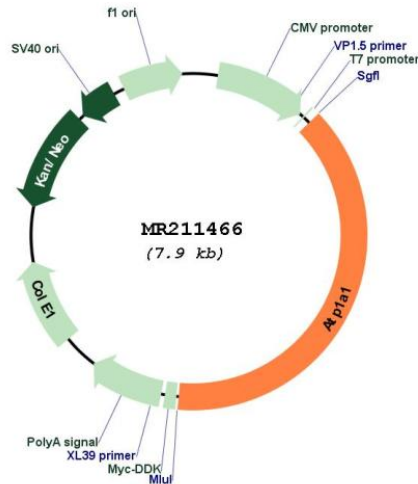
Cloning sites used for ORF Shuttling:



* The last codon before the Stop codon of the ORF



[View online »](#)

Plasmid Map:


ACCN: NM_144900

ORF Size: 3072 bp

OTI Disclaimer: The molecular sequence of this clone aligns with the gene accession number as a point of reference only. However, individual transcript sequences of the same gene can differ through naturally occurring variations (e.g. polymorphisms), each with its own valid existence. This clone is substantially in agreement with the reference, but a complete review of all prevailing variants is recommended prior to use. [More info](#)

OTI Annotation: This clone was engineered to express the complete ORF with an expression tag. Expression varies depending on the nature of the gene.

Components: The ORF clone is ion-exchange column purified and shipped in a 2D barcoded Matrix tube containing 10ug of transfection-ready, dried plasmid DNA (reconstitute with 100 ul of water).

Reconstitution Method:

1. Centrifuge at 5,000xg for 5min.
2. Carefully open the tube and add 100ul of sterile water to dissolve the DNA.
3. Close the tube and incubate for 10 minutes at room temperature.
4. Briefly vortex the tube and then do a quick spin (less than 5000xg) to concentrate the liquid at the bottom.
5. Store the suspended plasmid at -20°C. The DNA is stable for at least one year from date of shipping when stored at -20°C.

RefSeq: [NM_144900.2](#)

RefSeq Size: 3720 bp

RefSeq ORF: 3072 bp

Locus ID: 11928

UniProt ID: [Q8VDN2](#)

Cytogenetics: 3 44.3 cM

MW: 113 kDa

Gene Summary: This is the catalytic component of the active enzyme, which catalyzes the hydrolysis of ATP coupled with the exchange of sodium and potassium ions across the plasma membrane. This action creates the electrochemical gradient of sodium and potassium ions, providing the energy for active transport of various nutrients.[UniProtKB/Swiss-Prot Function]