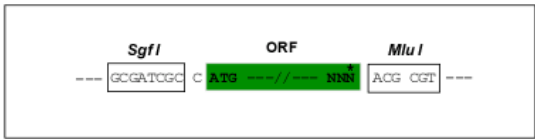
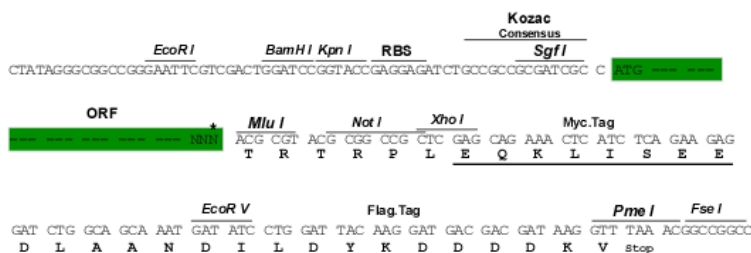


Product datasheet for MR211340

Adamts1 (NM_009621) Mouse Tagged ORF Clone

Product data:

Product Type:	Expression Plasmids
Product Name:	Adamts1 (NM_009621) Mouse Tagged ORF Clone
Tag:	Myc-DDK
Symbol:	Adamts1
Synonyms:	ADAM-; ADAM-TS1; ADAMT; ADAMTS; ADAMTS-1; C3-C5; METH-1; METH1
Mammalian Cell Selection:	Neomycin
Vector:	pCMV6-Entry (PS100001)
E. coli Selection:	Kanamycin (25 ug/mL)
Restriction Sites:	SgfI-MluI
Cloning Scheme:	<p>Cloning sites used for ORF Shuttling:</p> 



* The last codon before the Stop codon of the ORF

ACCN: NM_009621

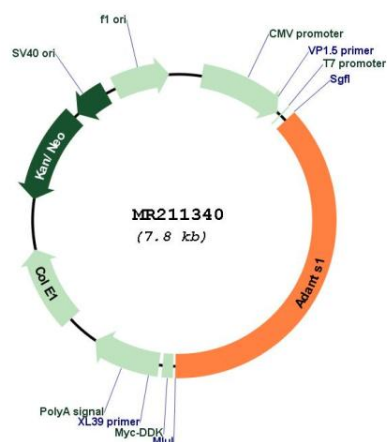
ORF Size: 2907 bp



[View online »](#)

OTI Disclaimer:	The molecular sequence of this clone aligns with the gene accession number as a point of reference only. However, individual transcript sequences of the same gene can differ through naturally occurring variations (e.g. polymorphisms), each with its own valid existence. This clone is substantially in agreement with the reference, but a complete review of all prevailing variants is recommended prior to use. More info
OTI Annotation:	This clone was engineered to express the complete ORF with an expression tag. Expression varies depending on the nature of the gene.
Components:	The ORF clone is ion-exchange column purified and shipped in a 2D barcoded Matrix tube containing 10ug of transfection-ready, dried plasmid DNA (reconstitute with 100 ul of water).
Reconstitution Method:	<ol style="list-style-type: none"> 1. Centrifuge at 5,000xg for 5min. 2. Carefully open the tube and add 100ul of sterile water to dissolve the DNA. 3. Close the tube and incubate for 10 minutes at room temperature. 4. Briefly vortex the tube and then do a quick spin (less than 5000xg) to concentrate the liquid at the bottom. 5. Store the suspended plasmid at -20°C. The DNA is stable for at least one year from date of shipping when stored at -20°C.
Note:	Plasmids are not sterile. For experiments where strict sterility is required, filtration with 0.22um filter is required.
RefSeq:	NM_009621.3 , NP_033751.2
RefSeq Size:	4904 bp
RefSeq ORF:	2907 bp
Locus ID:	11504
UniProt ID:	P97857
Cytogenetics:	16 48.2 cM
MW:	105.8 kDa
Gene Summary:	This gene encodes a member of the ADAMTS (a disintegrin and metalloproteinase with thrombospondin motif) family and preproprotein that is proteolytically processed to generate a mature protein product. This secreted protein product plays an important role in ovulation, likely through its cleavage of the extracellular matrix component versican. The encoded protein may enhance tumorigenesis in a mouse model of breast cancer. Homozygous knockout mice for this gene exhibit enhanced perinatal lethality, impaired growth and adipose tissue development, and impaired ovulation in females. [provided by RefSeq, Oct 2015]

Product images:



Circular map for MR211340