

Product datasheet for **MR211322**

Sart3 (NM_016926) Mouse Tagged ORF Clone

Product data:

Product Type:	Expression Plasmids
Product Name:	Sart3 (NM_016926) Mouse Tagged ORF Clone
Tag:	Myc-DDK
Symbol:	Sart3
Synonyms:	AU045857; mKIAA0156
Mammalian Cell Selection:	Neomycin
Vector:	pCMV6-Entry (PS100001)
E. coli Selection:	Kanamycin (25 ug/mL)



[View online »](#)

ORF Nucleotide
Sequence:

>MR211322 representing NM_016926
 Red=Cloning site Blue=ORF Green=Tags(s)

TTTTGTAATACGACTCACTATAGGGCGGCCGGAATTCGTCGACTGGATCCGGTACCGAGGAGATCTGCC
 GCC**CGGATCGCC**

ATGGCGACGACGGCCGCATCTTCGGCGTCCGAGCCGAGGTTGAGCCCCAGGCCGGCCCTGAGGCCGAGG
 GAGAAGAGGATGAGGCGAAGCCGGCCGGTGTGCAGCGGAAGGTGCTGTCCGGCGCTGTGGCCCGGAGGC
 GGCGGAGGCCAAGGGCCCCGGATGGGACCTGCAGCGGAAGGCGCGAGCGGGAGCGATGGGGATGAGGAG
 GACGCCATGGCTTCTCCGCCGAGAGCTCCGCCGGGAGGACGAGTGGGAGTACGACGAGGAGGAGGAGA
 AGAACCAGCTGGAGATCGAGCGGCTGGAGGAGCAGCTGTCCATCAATGGCTATGATTACAACCTGCCACGT
 GGAGCTCATCAGGCTGCTGCGGCTGGAAGGCGAGCTCAGCAGAGTGAGGGCGGCCGCCAGAAGATGAGT
 GAGCTCTCCCCCTGACCGAAGAGCTCTGGCTGGAGTGGCTCCACGATGAGATCAGCATGGCCATGGACG
 GCCTGGACCGCGAGCACGTGTACGAGCTCTTGAGAGAGCCGTGAAGGACTACATCTGTCCAACATTTG
 GCTAGAGTATGGCCAGTACTCAGTTGGTGGCATTGGTCAGAAAGGTGGCCTTGAGAAGTTTCGCTCTGTC
 TTTGAAAGAGCCCTGTCCCTCTGTTGGCCTGCACATGACGAAAGGCTGGCCATCTGGGAGGCCTACCGAG
 AGTTTGAAGCGCCATCGTGGAGGCTGCTCGGCTGGAGAAAGTGCACAGTCTCTCCGGCCACAGCTGGC
 GATCCCACTGTACGAGATGGAGGCCACCTTTCAGAGTATGAAGAATGGTCAGAGGAGCCCATGCCGGAG
 TCTGTACTTCAGAGCTATCAGAAAGCGCTGGGGCAGCTAGAGAAGTACAAGCCTTACGAGGAAGCGCTGC
 TGCAGGCAGAGGCCCTCGGCTGGCGGAATACCAAGCTTACATCGACTTCGAGATGAAAAATCGGGGATCC
 TGCCCGTATTAGTTGATCTTTGAGCGTGCCCTGGTGGAGAACTGCCTGGTTCAGACTTATGGATCCGC
 TACAGTCAGTACCTAGATCGACAGCTGAAAGTTAAGGACTTGGTTTTATCTGTACACAGCCGTGCTGTGC
 GGAACCTGCCATGGACAGTTGCCCTGTGGAGTCGGTACCTTCTGGCCATGGAGCGACATGGACTGGACCA
 TCAAACGATTTCTGCGACCTTCGAGAACGCTCTGAGTGCCGGCTTCATCCAGGCCACTGACTATGTGGAG
 ATCTGGCAGGTGTACCTCGACTACCTGAGGAGAAGGGTTGACTTCAGACAGGACTCTAGCAAGGAGCTGG
 AAGAGCTGCGGTCCATGTTACGCGAGCTCTGGAGTACCTGCAGCAGGAGGTTGAGGAGCGTTTCAGCGA
 GAGTGGGGATCCAAGCTGCCTGATCATGCAGAGCTGGGCTCGGTTGAGGCTCGCCTGTGCAATAACATG
 CAGAAAGCCCAGAGCTCTGGGACAGCATCATGACCAGAGGGAATGCCAAGTACGCCAACATGTGGCTGG
 AGTATTACAACCTGGAACGGGCACACGGTGACACACAACACTGTCGGAAGGCTCTGCACCGAGCTGTCCA
 GTGCACGAGTACTACCTGAGCAGTCTGTGAAGTGTGCTCACCATGGAGAGGACAGAAGGGACCTTA
 GAAGATTGGGATCTAGCCATTAGAAAACGGAGACGCGCTTGGCTCGTGTGAATGAGCAGAGAATGAAGG
 CCGCAGAGAAGGAAGCAGCTCTTGTGCAGCAGGAAGAAGAAAAGGCCGAGCAGCGGAAGAAGGTGCGGGC
 GGAGAAGAAAGCCCTGAAAAAGAAAGAAAACCGAGGTTGCCGACAAGCGCAGGGAGGACGAGGACGAG
 GAGAACGAGTGGGGCGAAGAGGAGGAAGAGCAGCCTTCCAACCGCAGAAGGACGGAGAACAGTCTGGCCT
 CTGGAGAGGCTTCGGCTATGAAGGAAGAAAACAGAGCTCTCCGGGAAATGCTTAACGATAGATGTTGGTCC
 TCCTTCCAAGCAGAAAGAGAAGGCAGCCTCCCTTAAGCGGGACATGCCCAAGGTGGCTCACGACAGCAGT
 AAGGACAGTGTACCGTGTGTCAGCAACCTGCCCTACAGCATAGAAGAGCCCGAGGTGAAGCTCAGGC
 CGCTCTTTGAGGTCTGTGGGAGGTGGTCCAGATCAGGCCAATTTTCAGCAACCGCGGGGACTTCCGGGG
 CTACTGCTATGTGGAGTTTGGAGAGGAGAAGTCAAGCCAGCAGGCCCTGGAGCTGGACAGGAAGATTGTG
 GAGGGCAGGCCGATGTTTGTGTCCCTGTGTGGATAAGAGCAAAAACCTGATTTTAAGGTGTTTCAGAT
 ACAGTACCACCCTGGAGAAACACAACTCTTCTCTGGCCTGCCCTTTTCTGCACCAAGAGGAGCT
 CGAGGACATTTGTAAGGCCACGGCACCGTCAAGGACCTCAGGCTGGTCACTAACAGGGCTGGCAAGCCG
 AAGGGCTGGCGTATGTGGAGTATGAAAACGAGTCCCAGGCGTCCCAGGCAGTGTGAAGATGGACGGCA
 TGACCATCAGAGAGAATGTCATCAAGGTGGCAATCAGCAATCCCCTCAGCGAAAAGTCCCAGAGAAGCC
 AGAAGTGAAGACAGCACCGGGGCCCATGCTCCCCCGCAGATGTATGGCGCGCGGGAAAGGGACGG
 ACCCAGCTCTCTTCTTCTCGAGCTCTGCAGCGCCAGGGTGTCTCCTCAGGCTGAGAACGGCCAG
 CTCGGGGCCCGGTCGCCCTGTGTGGCCACAGAGGCTCCTAAGATGTCCAATGCTGATTTTGGCAA
 GTTGCTTCTGAGAAAG

ACGCGTACGCGGCCGCTCGAGCAGAACTCATCTCAGAAGAGGATCTGGCAGCAAATGATATCCTGGATT
 ACAAGGATGACGACGATAAGGTTTAA

Protein Sequence: >MR211322 representing NM_016926
 Red=Cloning site Green=Tags(s)

MATTAASSASEPEVEPQAGPEAEGEEDEAKPAGVQRKVL SGAVAAEAAEAKGPGWDLQREGASGSDGDEE
 DAMASSAESSAGEDEWEYDEEEKNQLEIERLEEQLSINGYDYNCHVELIRLLRLEGLSRVRAARQKMS
 ELFPLTEELWLEWLHDEISMAMDGLDREHVYELFERAVKDYICPNIWLEYGOYSVGGIGQKGGLEKVRV
 FERALSSVGLHMTKGLAIWEAYREFESAIVEAARLEKVVHSLFRRQLAIPLYEMEATFAEYEEWSEEPMP
 SVLQSYQKALGQLEKYKPYEEALLQAEAPRLAEYQAYIDFEMKIGDPARIQLIFERALVENCLVPDLWIR
 YSQYLDQRQKVKDLVLSVHSRAVRNCPWTVALWSRYLLAMERHGLDHQTI SATFENALSAGFIQATDYVE
 IWQVYLDYLRRLRRVDFRQDSSKEELELRSMFTRALEYLQQEVEERFSESGDPSCIMQSWARVEARLNNM
 QKARELWDSIMTRGNAKYANMWLEYYNLERAHGDTQHCRKALHRAVQCTSDYPEHVCEVLLTMERTEGTL
 EDWDLAIQKTETRLARVNEQRMKAAEKEAALVQQEKEAEQRKKVRAEKKALKKKKKTRGADKRREDEDE
 ENEWGESEEEQPSKRRRTENSLASGEASAMKEETELSGKCLTIDVGPSPKQKEKAASLKRMPKVAHDSS
 KDSVTVFVSNLPYSIEEPEVKLRPLFEVCGEVVQIRPIFSNRGDFRGYCYVEFGEEKSAQQALEDKRV
 EGRPMFVSPCVDKSKNPDFKVFVRYSTTLEKHKLFISGLPF SCKEELIDICKAHGTVKDLRLVTNRAGKP
 KGLAYVEYENESQASQAVMKMDGMTIRENVIKVAISNPPQRKVPEKPEVRTAPGAPMLPRQMYGARGKGR
 TQLSLLPRALQRQAAPQAENGPAPGPAVAPSVATEAPKMSNADF AKLLLRK

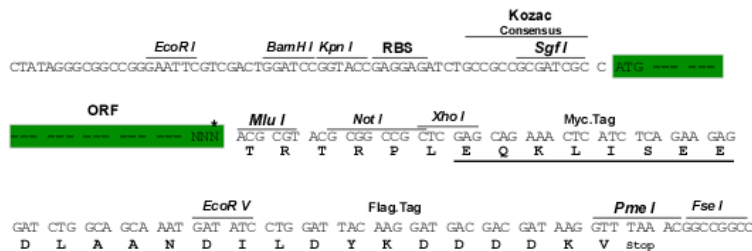
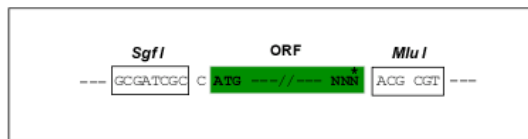
TRTRPLEQKLISEEDLAANDILDYKDDDDKV

Chromatograms: https://cdn.origene.com/chromatograms/mm9040_f10.zip

Restriction Sites: SgfI-MluI

Cloning Scheme:

Cloning sites used for ORF Shuttling:



* The last codon before the Stop codon of the ORF

ACCN: NM_016926

ORF Size: 2886 bp

OTI Disclaimer: Due to the inherent nature of this plasmid, standard methods to replicate additional amounts of DNA in E. coli are highly likely to result in mutations and/or rearrangements. Therefore, OriGene does not guarantee the capability to replicate this plasmid DNA. Additional amounts of DNA can be purchased from OriGene with batch-specific, full-sequence verification at a reduced cost. Please contact our customer care team at custsupport@origene.com or by calling 301.340.3188 option 3 for pricing and delivery.

The molecular sequence of this clone aligns with the gene accession number as a point of reference only. However, individual transcript sequences of the same gene can differ through naturally occurring variations (e.g. polymorphisms), each with its own valid existence. This clone is substantially in agreement with the reference, but a complete review of all prevailing variants is recommended prior to use. [More info](#)

OTI Annotation: This clone was engineered to express the complete ORF with an expression tag. Expression varies depending on the nature of the gene.

Components: The ORF clone is ion-exchange column purified and shipped in a 2D barcoded Matrix tube containing 10ug of transfection-ready, dried plasmid DNA (reconstitute with 100 ul of water).

Reconstitution Method:

1. Centrifuge at 5,000xg for 5min.
2. Carefully open the tube and add 100ul of sterile water to dissolve the DNA.
3. Close the tube and incubate for 10 minutes at room temperature.
4. Briefly vortex the tube and then do a quick spin (less than 5000xg) to concentrate the liquid at the bottom.
5. Store the suspended plasmid at -20°C. The DNA is stable for at least one year from date of shipping when stored at -20°C.

RefSeq: [NM_016926.2](#)

RefSeq Size: 3586 bp

RefSeq ORF: 2889 bp

Locus ID: 53890

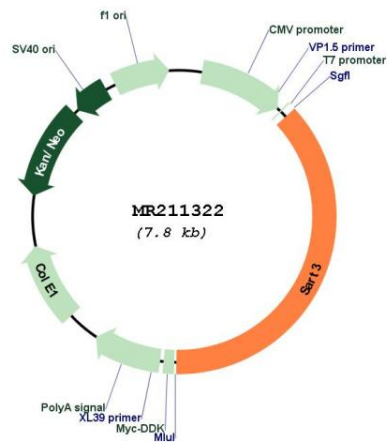
UniProt ID: [Q9JLI8](#)

Cytogenetics: 5 F

MW: 110.1 kDa

Gene Summary:

U6 snRNP-binding protein that functions as a recycling factor of the splicing machinery. Promotes the initial reassembly of U4 and U6 snRNPs following their ejection from the spliceosome during its maturation. Also binds U6atac snRNPs and may function as a recycling factor for U4atac/U6atac spliceosomal snRNP, an initial step in the assembly of U12-type spliceosomal complex. The U12-type spliceosomal complex plays a role in the splicing of introns with non-canonical splice sites. May also function as a substrate-targeting factor for deubiquitinases like USP4 and USP15. Recruits USP4 to ubiquitinated PRPF3 within the U4/U5/U6 tri-snRNP complex, promoting PRPF3 deubiquitination and thereby regulating the spliceosome U4/U5/U6 tri-snRNP spliceosomal complex disassembly. May also recruit the deubiquitinase USP15 to histone H2B and mediate histone deubiquitination, thereby regulating gene expression and/or DNA repair (By similarity). May play a role in hematopoiesis probably through transcription regulation of specific genes including MYC (PubMed:21447833).[UniProtKB/Swiss-Prot Function]

Product images:


Circular map for MR211322