

Product datasheet for **MR210922**

Unc5a (BC058084) Mouse Tagged ORF Clone

Product data:

Product Type:	Expression Plasmids
Product Name:	Unc5a (BC058084) Mouse Tagged ORF Clone
Tag:	Myc-DDK
Symbol:	Unc5a
Synonyms:	mKIAA1976; Unc5h1
Vector:	pCMV6-Entry (PS100001)
E. coli Selection:	Kanamycin (25 ug/mL)
Cell Selection:	Neomycin



[View online »](#)

ORF Nucleotide
Sequence:

>MR210922 representing BC058084
 Red=Cloning site Blue=ORF Green=Tags(s)

TTTTGTAATACGACTCACTATAGGGCGGCCGGGAATTCGTCGACTGGATCCGGTACCGAGGAGATCTGCC
 GCC**CGGATCGCC**

ATGGCCGTCGGCCCGGCTGTGGCCAGCGCTCCTGGGCATAGTCTCACTGCCTGGCTTCGTGGTTCGG
 GTGCCACGACAGAGTGCCACAGTGGCCAACCCAGTGCCTGGTGCCAACCCGGACCTGCTGCCCACTTCTCT
 GGTAGAGCCGGAGGACGTGTACATTGTCAAGAACAAGCCCGTGTCTGGTGTGCAAGGCTGTGCCCGCC
 ACCCAGATCTTCTCAAGTGCAACGGGAATGGGTTCCGCCAGGTCGATCACGTCATTGAACGCAGCACTG
 ACGGCAGCAGCGGATTGCCAACCATGGAGTCCGGATCAACGTATCAAGGCAGCAGGTCGAGAAAGTGT
 TGGGCTGGAGGAGTACTGGTCCAGTGTGTGGCATGGAGTCTCTCAGGAACCACAAAAGCCAGAAGGCC
 TACATCCGGATTGCCTATTTGCGCAAGAAGTCTTGGAGCAGGAGCCGCTGGCCAAGGAAGTGTCACTGGAGC
 AAGGCATTGTGCTACCTGTGCGCCCCCGAAGGAATCCCCCAGCTGAGGTGGAGTGGCTCCGAAATGA
 GGACCTCGTGGACCCCTCCCTCGACCCCAATGTGTACATCACACGGGAGCACAGCCTAGTCGTGCGGCAG
 GCCCGCCTGGCCGACACTCCCAACTACACTGCGTGGCCAAGAACATCGTGGCCCGTCCGGAAGCGCCT
 CTGCGGCCGTCATTGTTTATGTGGATGGGAGCTGGAGCCCATGGAGTAAGTGGTCAGCCTGCGGGCTTGA
 CTGCACCCACTGGCGGAGCCGGGAGTGTCCGACCCAGCGCCCCGCAACGGAGGTGAGGAGTGGCGGGGT
 GCTGACCTGGACACCCGCAACTGTACCAGTGCCTCTGCTGCACACCTTCCGGCCCCGAGGACGTGG
 CTCTCTACATCGGCCTCGTCGCGTGGCCGTGTGCCTCATCTTGTGTGCTGGTCTCGTCTCATCTA
 CTGCCGAAGAAGGAAGGACTGGACTCAGACGTGGCTGACTCATCCATCCTTACCTCAGGCTTCCAGCCT
 GTCAGCATCAAGCCAGCAAAGCAGACAATCCCCATCTGCTCACCATCCAACCCGACCTCAGCACCACCA
 CGACACCTACCAGGGCAGCCTGTGTCCCCGGCAGGATGGACCCAGCCCCAAGTTCAGCTCTAATGG
 TCACCTGCTCAGCCCACTGGGCAGTGGCCGATACGCTGCACCACAGCTCCCCACCTCTGAGGCTGAG
 GACTTCGTCTCCCGCCTCTCCACCCAAAACACTTTTCGTTCTCTGCCCGCGGTACCAGCAACATGGCCT
 ATGGGACCTTCAACTTCCCTCGGGGGCCGGCTGATGATCCCTAACACAGGAATCAGCCTCCTCATACCCCC
 GGACGCCATCCCCGAGGAAAGATCTACGAGATCTACCTCACTCTGCACAAGCCAGAAGAGCTGAGGTTG
 CCCCTAGCTGGCTGTGAGCCCTGCTGAGTCTATCGTTAGCTGTGGGCCCCAGGAGTCTGCTCACCC
 GGCCAGTCATCCTTGCCATGGACACTGCGGGGAGCCAGTCCCGACAGCTGGAGCCTGCGCCTCAAAAA
 GCAGTCTGTGAGGGCAGCTGGGAGGACGTGCTGCACCTTGGTGAGGAGTCGCCCTCTCATCTACTAC
 TGCCAGCTGGAGGCCGGGCTGCTATGTCTTTACCGAGCAGCTAGGCCGCTTTGCCCTGGTGGGAGAGG
 CCCTCAGCGTGGCTGCCACCAAGCGCCTCAGGCTCCTTCTGTTTGCCCTGTGGCCTGTACGTCCCTCGA
 GTACAACATCCGAGTGTACTGCCTGCACGACACCCACGATGCTCTCAAGGAGGTGGTGCAGCTGGAGAAG
 CAGCTGGGTGGACAGCTGATCCAGGAGCCCGTGTCTGCACTTCAAAGACAGTTACCACAACCTACGTC
 TGTCCATCCACGAGCTGCCAGCTCCCTGTGGAAGAGCAAGCTCCTTGTGAGCTACCAGGAGATCCCTTT
 TTACCACATCTGGAATGGCACTCAGCAGTATCTGCACTGCACCTTACCCTGGAGCGCGTCAATGCCAGC
 ACCAGCGACCTGGCCTGCAAGGTGTGGGTGTGGCAGGTGGAGGGAGATGGACAGAGCTTCAACATCAACT
 TTAACATCACTAAGGACACGAGGTTTGTGAAATGCTGGCTCTGGAGAGTGAAGGGGGGTCCCAGCCCT
 GGTGGGCCCCAGTGCCTCAAGATCCCCCTCCTCATTGGCAAAAAGATCATTACCAGCCTGGACCCACC
 TGACAGCCGGGGCCGACTGGCGAACTTAGCCAGAAAACCTTACCTGGACAGCCATCTTAGCTCTTTG
 CCTCAAGCCAGCCCTACAGCCATGATCCTCAACCTATGGGAGGCGCGCACTTCCCCAACGGCAACCT
 CGGCCAGCTGGCCGAGCTGTGGCCGACTGGCCAGCCAGATGTGGCCTCTTACCCTGTGAGAGGCC
 GAGTGC

ACGCGTACGCGGCCGCTCGAGCAGAAAACCTCATCTCAGAAGAGGATCTGGCAGCAATGATATCCTGGATT
 ACAAGGATGACGACGATAAGGTTTAA

Protein Sequence: >MR210922 representing BC058084
Red=Cloning site Green=Tags(s)

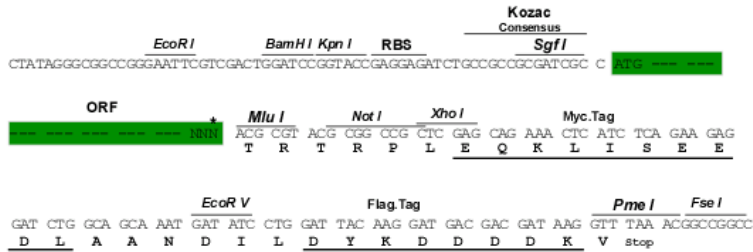
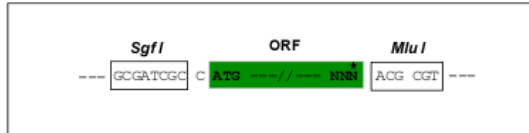
MAVRPGLWPALLGIVLTAWLRGSGAQQSATVANPVPGANPDLLPHFLVEPEDVYIVKNKPVLLVCKAVPA
TQIFFKCNGEWVRQVDHVIERSTDGSSGLPTMEVRINVSRRQVEKVFGLLEEWQCVAWSSSGTTKSQKA
YIRIAYLRKNFEQEPLAKEVSLEQGIVLPCRPEGIPPAEVEWLRNEDLVDPPLDPNVYITREHSLVVRQ
ARLADTPNYTCVAKNIVARRRSASAAVIVYVDGWSWSPWSKWSACGLDCTHWSRECSDPAPRNGGEECRG
ADLDTRNCTSDLCLHTSSGPEDVALYIGLVAVAVCLILLLLVLVIYCRKKEGLSDVDSSILTSGFQP
VSIKPSKADNPHELLTIQPDLSSTTTTYQGSLCPRQDGPSPKFQLSNGHLLSPLGSGRHTLHSSPTSEAE
DFVSRLSTQNYFRSLPRGTSNMAYGTFNFLGGRLMIPNTGISLLIPPDAIPRGKIYEIYLTLHKPEDVRL
PLAGCQTLSPIVSCGPPGVLLTRPVILAMDHCGEPSDWSLRLKKQSCEGSWEDVHLGEEPSHLYY
CQLEAGACYVFTEQLGRFALVGEALSVAATKRLRLLLFAPVACTSLEYNIRVYCLHDTHDALKEVVQLEK
QLGGQLIQEPRVLHFKDSYHNLRLSIHDVPSSLWKSLLVSYQEIFFYHIWNGTQQYLHCTFTLERNAS
TSDLACKVWWQVEGDGQSFNINFNITKDTRFAEMLALESEGGVPALVGPSAFKIPFLIRQKIITSLDPP
CSRGADWRTLAQKLHLDShLSFFASKPSPTAMILNLWEARHFPNGNLGQLAAAVAGLGQPDAGLFTVSEA
EC

TRTRPLEQKLISEEDLAANDILDYKDDDDKV

Restriction Sites: Sgfl-MluI

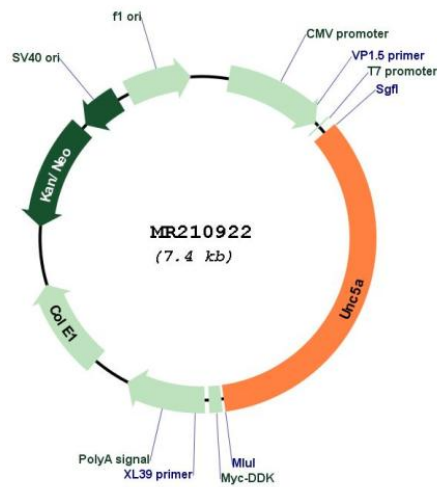
Cloning Scheme:

Cloning sites used for ORF Shuttling:



* The last codon before the Stop codon of the ORF

Plasmid Map:



ACCN:	BC058084
ORF Size:	2526 bp
OTI Disclaimer:	The molecular sequence of this clone aligns with the gene accession number as a point of reference only. However, individual transcript sequences of the same gene can differ through naturally occurring variations (e.g. polymorphisms), each with its own valid existence. This clone is substantially in agreement with the reference, but a complete review of all prevailing variants is recommended prior to use. More info
OTI Annotation:	This clone was engineered to express the complete ORF with an expression tag. Expression varies depending on the nature of the gene.
Components:	The ORF clone is ion-exchange column purified and shipped in a 2D barcoded Matrix tube containing 10ug of transfection-ready, dried plasmid DNA (reconstitute with 100 ul of water).
Reconstitution Method:	<ol style="list-style-type: none">1. Centrifuge at 5,000xg for 5min.2. Carefully open the tube and add 100ul of sterile water to dissolve the DNA.3. Close the tube and incubate for 10 minutes at room temperature.4. Briefly vortex the tube and then do a quick spin (less than 5000xg) to concentrate the liquid at the bottom.5. Store the suspended plasmid at -20°C. The DNA is stable for at least one year from date of shipping when stored at -20°C.
RefSeq:	BC058084.1
RefSeq Size:	3844 bp
RefSeq ORF:	2528 bp
Locus ID:	107448
Cytogenetics:	13 B1
MW:	140.9 kDa
Gene Summary:	Receptor for netrin required for axon guidance. Functions in the netrin signaling pathway and promotes neurite outgrowth in response to NTN1. Mediates axon repulsion of neuronal growth cones in the developing nervous system in response to netrin. Axon repulsion in growth cones may be mediated by its association with DCC that may trigger signaling for repulsion. It also acts as a dependence receptor required for apoptosis induction when not associated with netrin ligand.[UniProtKB/Swiss-Prot Function]