

Product datasheet for **MR210877**

Acap3 (NM_207223) Mouse Tagged ORF Clone

Product data:

Product Type:	Expression Plasmids
Product Name:	Acap3 (NM_207223) Mouse Tagged ORF Clone
Tag:	Myc-DDK
Symbol:	Acap3
Synonyms:	Centb5; Kiaa1716-hp; mKIAA1716
Mammalian Cell Selection:	Neomycin
Vector:	pCMV6-Entry (PS100001)
E. coli Selection:	Kanamycin (25 ug/mL)



[View online »](#)

ORF Nucleotide Sequence:

>MR210877 representing NM_207223
 Red=Cloning site Blue=ORF Green=Tags(s)

TTTTGTAATACGACTCACTATAGGGCGGCCGGAATTCGTCGACTGGATCCGGTACCGAGGAGATCTGCC
 GCC**CGGATCGCC**

ATGACGGTAGAGTTCAGGAATGCATCAAGGACTCGCCGCGCTTCAGGGCAACTATTGATGAGGTAGAAA
 CAGATGTGGTTGAGATCGAGGCTAAACTGGACAAGCTGGTCAAACGTGTCAGTGGTATGATTGAAGCCGG
 CAAAGCCTACGTACCACCAACAGGCTCTTTGTGAGCGGTGCCGAGACCTGTCTCAGCAGTGCCAGGGC
 GACACCGTCATCTCGAATGTCTGCAGAGGTTGGAGACAGCCTACAGGAGATGGTCAAATACACACGA
 TCCTGTTTGACCAGGCCAGAGATCGGTGCGGCAGCAGCTCCACAACCTTTGTCAAAGAGGATGTGCGGAA
 GTTCAAAGAGACAAGAAGCAGTTTGACAAAGTGCAGGAGGACATGGAGTTGCTTGGTGGGAATGCC
 CAAGCCCCAAGGCACCGGCCCATGAAGTAGAGGAGGCCACAGGTGCCCTCACTGCACCCGGAAGTGCT
 TCCGCCACTTGGCGCTGGACTATGTGCTGCAGATCAATGTCTCCAGGCCAAGAAGAAGTTGAAATCTT
 AGATTCTATGCTGCTTTCATGCATGCCAGTACAGCTTCTCCAGCAGGGGTATAGCCTCTACATCAG
 CTGGACCCCTACATGAAGAAGCTGGCAGCTGAGTTGGACCAGCTTGTGATCGACTCTGCAGTGGAAAAGC
 GAGAGATGGAGCGCAAGCATGCTGCCATCCAGCAACGGACTCCTGCAGGACTTTTCTATGATGAACC
 CAAAGTGGAGTTTGTGATGGATGCACCAAGTGGTGTGGTAATGGAGGGCTATCTCTTCAAGAGAGCCAGC
 AATGCCTTCAAGACATGGAACCGACGGTGGTCTCCATTCAAACAGCCAGCTGGTCTACCAGAAGAAAAC
 TCAAGGATGCACTCACTGTGGTGGTAGATGACCTTCGCCTATGCTCTGTGAAACCATGTGAGGACATTGA
 ACGGAGGTTCTGCTTTGAAGTCGTGTACCTACCAAGAGCTGTATGCTGCAGGCTGACTCGGAGAAGCTG
 CGACAGGCTTGGGTTCAAGCTGTGCAGGCTAGCATCGCTCTGCCTACCGGAAAGTCCAGATAGCTGCT
 ACAGTGAGAGGCTGGACCGTACAGCGTCGCCATCAACAAGTAGCATTGATTCCACCACGACTCTCGGGA
 CGGTGGAGTCAAGGGCGAGAGCGTGTGCAGCGTGTGCAGAGTGTGGCTGGCAACAGCCAGTGTGGCGAC
 TGTGGCCAGCCAGATCCCGCTGGGCCAGCATCAACTGGGTGTGCTGCTGCTGATTGAGTGCTCAGGCA
 TCCACAGGAGCTTGGCGTCCACTGCTCTAAGGTACGATCTCTGACACTGGACTCCTGGGAGCCAGAGCT
 GCTAAAGCTGATGTGTGAGCTTGGAAACAGCACCGTGAACCAGATCTATGAAGCCAGTGTGAGGGCCCA
 GGCGTTAGGAAACCCACAGCCAGCAGTTCCAGGCAGGACAAGAGGCATGGATCAAGGACAAATACGTTG
 AAAAGAAGTTTCTACGGAAGTTGACTTCTGCACCAGCCCGGAAACCCCAAGACGCTGGAGGGCACAGAA
 GTGCCAGCGCCCTCACAGCTCCCCCACGCCCCACTACCCGCCCAAGGTCGGCTTGAGCCCGTCTG
 CCCTCCGTTGCTGCTTTGCTCCTCAGCTGCTACTATGGAGCGCAAGTTCGCCGAGACTCCCTCTTCTGCC
 CTGATGAGCTGGACTCCCTCTTCTTACTTTGATGCAGGGGCTGCTGGGGCTGGTCCACGAGTCTAAG
 CAGTGACAGTGGTCTAGGAGGCAGCTCTGATGGCAGTTCAGATGTTCTTGCCTTCGGCACAGGCTCAGTG
 GTGGACAGTGTACCCGAGGAAGAGGGTGGCGAGTCCGAGGAGTCCAGCAGTGAAGTTCGATGGAGAAGCAG
 AGGCCTGGAGCTTGGCAGATGTGCGTGAGCTGCATCCTGGGCTGCTGGCACATCAGGCAGCTCGTACCCG
 TGACCTCCAGCACTGGCTGCAGCGTGGCCATGGAGCTGAAGTCAACTGGGCCGATGCAGCAGATGAG
 GGCAAGACCCATTGGTGCAGGCTGTACTAGGGGGTTCCTTGATTGTCTGTGAGTTCCTTCTGCAAAACG
 GAGCTGATGTGAACCAAGAGACAGCCTTGGCCGGGCCCTTGACCATGCTACACTCTTGGGCCGTAC
 CGGCCAGGCTGTCTGTTCTGAAGCGGGGGCTGACCAGCATGCCCTGGACCAGGAGCAACAGGACCCA
 CTGACCATCGCAGTTCAAGCAGCGAATGCTGACATTGTCACATTGCTTCCGCTGGCCCGCATGGCTGAGG
 AGATGAGAGAAGCTGAGGCGCCCTGGTCAGCCGGGACCCCTGCCGGGACGAGTCTACAGAGCTGCA
 GTACCGCAGTGCATCCAGGAGTTCATTGGCCTCCACCTGGAGGAAAGC

ACGCGTACGCGGCCGCTCGAGCAGAACTCATCTCAGAAGAGGATCTGGCAGCAAATGATATCTGGATT
 ACAAGGATGACGACGATAAGGTTTAA

Protein Sequence: >MR210877 representing NM_207223
Red=Cloning site Green=Tags(s)

MTVEFEECIKDSPRFRAIDDEVETDVVEIEAKLDKLVKLCSGMIEAGKAYVTTNRLFVSGVRDLSQQCQG
DTVISECLQRFGDSLQEMVNYHTILFDQAQRSVRQQLHNFVKEDVRKFKETKKQFDKVRDEMELSLVRNA
QAPRHRPHEVEEATGALTVTRKCFRHLALDYVLQINVLQAKKKFEILDSML SFMHAQYSFFQQGYSLLHQ
LDPYMKKLAELDQLVIDSAVEKREMERKHAAIQQRTLLQDFSYDEPKVEFDVDAPSGVVMGYLTKRAS
NAFKTWNRRWFSIQNSQLVYQKKLDALTVVVDDLRLCSVKPCEDIERRFCFEVVSPTKSCMLQADSEKL
RQAWVQAVQASIASAYRESPDSCYSERLDRTASPSTSSIDSTTDSRERGVKGESVLQRVQSVAGNSQCQGD
CGQPPRWASINLGVLLCIECSGIHRSLGVHCSKVRSLTDSWEPELLKLMCELGNSTVNQIYEAQCEGP
GVRKPTASSRQDKEAWIKDKYVEKKFLRKLTSAPAREPPRRWRAQKQCRPHSSPHAPTRRKVRLEPVL
PSVAALSSAATMERKFRDLSLFCPDELDSLFSYFDAGAAGAGPRSLSSDSGLGGSSDGSVDLAFGTGSV
VDSVTEEEGAESESSSEVDGEAEAWSLADVRELHPGLLAHQAAARTRDLPALAAALAHGAEVNWADADE
GKTPLVQAVLGGSLIVCEFLQNGADVNRDLSGRAPLHHATLLGRTGQVCLFLKRGADQHALDQEQQDP
LTIAVQAANADIVTLLRLARMAEEMREAEAPPQPGPLPGSSPTLQYRRCIQEFIGLHLEES

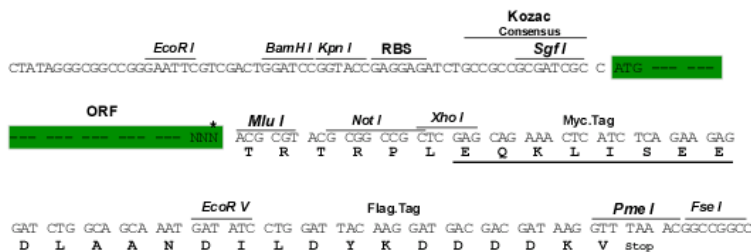
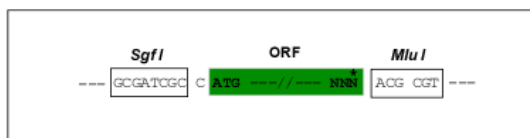
TRTRPLEQKLISEEDLAANDILDYKDDDDKV

Chromatograms: https://cdn.origene.com/chromatograms/mm9097_f02.zip

Restriction Sites: Sgfl-Mlul

Cloning Scheme:

Cloning sites used for ORF Shuttling:



* The last codon before the Stop codon of the ORF

- ACCN: NM_207223
- ORF Size: 2499 bp
- OTI Disclaimer: The molecular sequence of this clone aligns with the gene accession number as a point of reference only. However, individual transcript sequences of the same gene can differ through naturally occurring variations (e.g. polymorphisms), each with its own valid existence. This clone is substantially in agreement with the reference, but a complete review of all prevailing variants is recommended prior to use. [More info](#)
- OTI Annotation: This clone was engineered to express the complete ORF with an expression tag. Expression varies depending on the nature of the gene.
- Components: The ORF clone is ion-exchange column purified and shipped in a 2D barcoded Matrix tube containing 10ug of transfection-ready, dried plasmid DNA (reconstitute with 100 ul of water).

- Reconstitution Method:**
1. Centrifuge at 5,000xg for 5min.
 2. Carefully open the tube and add 100ul of sterile water to dissolve the DNA.
 3. Close the tube and incubate for 10 minutes at room temperature.
 4. Briefly vortex the tube and then do a quick spin (less than 5000xg) to concentrate the liquid at the bottom.
 5. Store the suspended plasmid at -20°C. The DNA is stable for at least one year from date of shipping when stored at -20°C.

RefSeq: [NM_207223.1](#), [NP_997106.1](#)

RefSeq Size: 4438 bp

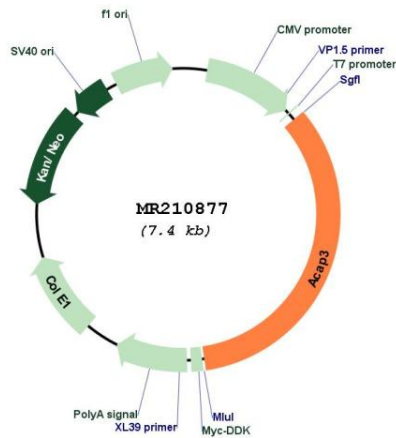
RefSeq ORF: 2502 bp

Locus ID: 140500

Cytogenetics: 4 87.66 cM

MW: 92.8 kDa

Product images:



Circular map for MR210877