

Product datasheet for **MR210538**

Fert2 (BC058100) Mouse Tagged ORF Clone

Product data:

Product Type:	Expression Plasmids
Product Name:	Fert2 (BC058100) Mouse Tagged ORF Clone
Tag:	Myc-DDK
Symbol:	Fert2
Synonyms:	AV082135; C330004K01Rik; Fert; Fert2
Mammalian Cell Selection:	Neomycin
Vector:	pCMV6-Entry (PS100001)
E. coli Selection:	Kanamycin (25 ug/mL)



[View online »](#)

ORF Nucleotide Sequence:

>MR210538 ORF sequence
 Red=Cloning site Blue=ORF Green=Tags(s)

TTTTGTAATACGACTCACTATAGGGCGGCCGGGAATTCGTCGACTGGATCCGGTACCGAGGAGATCTGCC
 GCC**CGCATCGCC**

ATGGGATTTGGGAGTGACCTGAAGAAGCTGACAGCAAGCTGTGTTAAAGTTGCAAGACTGGGAACACGGT
 TGCTGGAGACAGTGAAGAAATTTATGGCTCTGAGAATAAAGAGTGATAAAGAATATGCATATACTCTACA
 GAATCTTTGTAATCAAGTTGATAAAGAAAGCACTGTGCAAGTGAATTATGTCAGCAACGTGTCCAAGGTC
 ACAAAGACAGAATTGGAGAAATTTAAATCCAGCTATCGACAATTAATAAAGAAATGAATTTGCCAAAG
 AGAAATATAAAGAAGCCTTAGCGAAAGGAAGGAAACAGAAAAGGCCAAGGAGCGCTATGACAAAGCTAC
 AATGAAGCTTCATATGCTGCATAATCAGTATGTGTTGGCACTGAAGGGGGCACAGCTCCATCAGAGCCAG
 TACTATGATACCACACTTCTCTGCTGCTGGACTCCGTGCAAAAGATGCAAGAAGAAATGATAAAGCAC
 TAAAAGGTATATTTGATGACTATAGCCAGATAACCAGCCTTGTACAGAGGAAATAGTGAATGTCCATAA
 AGAGATCAAATGTCTGTTGAACAGATAGACCCTAGCACCGAATAATAAATTTATAGATGTTCCACAGA
 ACAACAGCTGCTAAAGAACAAGAAATCGAATTTGATACTTCCCTATTAGAAGAAAATGAAAATCTTCAGG
 CAAATGAGATCATGTGGAATAATTTAACAGCAGACAGTTTGAAGTCAATGTTGAAGACTTTAGCGGAAGA
 GCTCACACAGACCCAGCAGATGCTTTTACACAAGGAGGCGGCCGTCTGGAGCTAGAGAAGAGGATTGAA
 GAATCTTTGAGACCTGTGAAAAGAAGTCTGACATTGTGCTTCTTCTGGGCCAAAAACAGGCACTTGAAG
 AGTTGAAACAGTCAGTCCAGCAGTTGCGATGCACTGAGGCAAAGTGTGCAGCACAGAAAGCTTTGCTGGA
 GCAAAAAGTACAGGAAAATGATGGGAAAGAACCACCTCCTGTGGTGAATTACGAAGAAGACGCGCGGTCA
 GTCACATCCATGGAAAGAAAGGAGAGGCTATCCAAATTTGAGTCTATTCGTCATTCAATTTGCTGGGATAA
 TTAAGTCTCCAAAGTCCGTACTCGGATCTTCAACACAGGTGTGTGATGTGATCTCTGTGGGTGAGAGGCC
 CCTGGCGGAGCATGACTGGTACCATGGTGCCATCCCAGGATAGAGGCACAGGAAGTCTGAAGCAGCAA
 GGAGACTTCTGGTGCAGGAGAGCCATGGGAAACCTGGTGAATATGTCCTTTCTGTATATTTGACGGAC
 AAAGGAGGCACTTTATCATACAATTTGTCGATAATCTGTATCGATTGAGGGCACCGGGTTTTCAACAT
 TCCCCAGCTTATAGATCACCCTTCAATACAAAGCAAGTATCACCAAGAAGTCTGGGGTGGTTCTGCTC
 AACCCCATCCCAAAGGATAAGAAATGGGTTCTCAATCATGAAGATGTTTCATTGGGAGAATTACTGGGCA
 AGGGGAATTTGGTGAAGTGTATAAGGGCACACTAAAGGATAAACTCCTGTTGCCATTAACACGTGCAA
 GGAAGACCTTCTCAGGAATTAATAAAGTTTCTACAGGAAGCCAAAATCTGAAGCAATATGATCAT
 CCCAATATTGTCAAACTGATAGGCGTGTGCACACAAGACAGCCTGTCTACATCATTATGGAAGTGGTCC
 CAGGGGGTGATTTCTGACCTTCTGAGGAAGAGGAGGACGAGCTGAAGCTGAAGCAGTTGGTGGAGATT
 TTCTTGGACGTTGCTGCTGGCATGTTGTATCTCGAGAGCAAGAAGTGCATTACAGGGACCTGGCTGCA
 CGGAAGTGCCTGGTGGGTGAAAATAACTCTGAAAATCAGTGAATTTGGAATGTCTCGGCAAGAAGACG
 GTGGAGTGATTCATCTTCTGGCTTAAAGCAGATTCCTATTAATGGACAGCACCGGAAGCTCTTAATTA
 TGGGAGATACAGTTCTGAAAGTGACGTGTGGAGCTTCGGCATCCTCTCTGGGAGACCTCAGCCTAGGA
 GTCTGCCCGTACCCTGGAATGACAAACCAGCAAGCGGAGAGCAAGTGGAGAGAGGATACCGGATGTCAG
 CCCACAGAAGTCCAGAGGAGTTTTTACAATCATGATGAAGTGTGGGATTACAAGCCTGAAAACCG
 CCCTAAGTTCAACGACCTTCAAAAGAGCTCACTGTATCAAGAAGATGATCACA

ACGCGTACGCGGCCGCTCGAGCAGAAACTCATCTCAGAAGAGGATCTGGCAGCAAATGATATCCTGGATT
 ACAAGGATGACGACGATAAGGTTTAA

Protein Sequence: >MR210538 protein sequence
 Red=Cloning site Green=Tags(s)

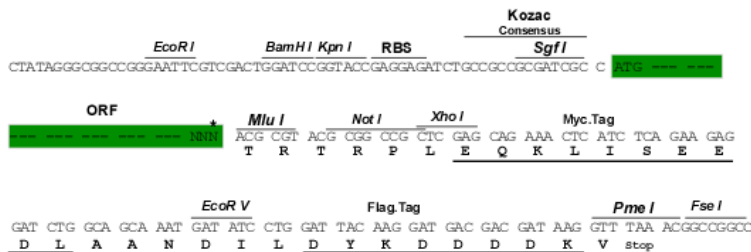
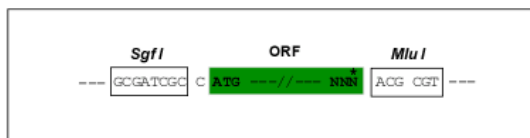
MGFGSDLKNSQEAVLKLQDWELRLLLETVKKFMALRIKSDKEYAYTLQNL CNQVDKESTVQVNVVSNVSKV
 TKTELEKLGSSYRQLIKEMNSAKEKYKEALAKGKETEKAKERYDKATMKLHMLHNQVYLALKGAQLHQSQ
 YYDTTLP LLLDSVQKMQEEMIKALKGIFDDYSQITSLVTEEIVNVHKEIQMSVEQIDPSTEYNNFIDVHR
 TTAAKEQEIEFDTSLL EENENLQANEIMWNLTADSLQVMLKTLAEELTQTQQMLLHKEAAVLELEKRIE
 ESFETCEKKS DIVLLL GQKQALEELKQSVQQLRCTEAKCAAQKALLEQKVQENDGKEPPPVVNYEEDARS
 VTSMERKERLSKFESIRHSIAGI I KSPKSVLGSSTQVCDVIVSVGERPLAEHDWYHGAIPRIEAQELLKQQ
 GDFLVRESHGKPGGEYVLSVYSDGQRRHFIIQFVDNLYRFEGTGF SNIPQLIDHFNKQVITKKSQVLL
 NP I PKDKKWWLNHEDVSLGELLGKGNFGEVYKGT LKDKTPVAIKTCKEDLPQELKIKFLQEAKILKQYDH
 PNIVKLGIVCTQRQPVIIMELVPGGDFLTLRKRKDELKQLVRFSLDVAAGMLYLESKNCIHRDLAA
 RNCLVGENNTLKI SDFGMSRQEDGGVYSSGLKQIP I KWTAPEALNYGRYSSESDVWSFGILLWETFSLG
 VCPYPGMNTQQAREQVERGYRMSAPQNCPEEVFTIMMKWDYKPENRPKFNDLHKELTVIKKMIT

TRTRPLEQKLI SEEDLAANDILDYKDDDDKV

Restriction Sites:
Cloning Scheme:

SgfI-MluI

Cloning sites used for ORF Shuttling:



* The last codon before the Stop codon of the ORF

ACCN: BC058100

ORF Size: 2295 bp

OTI Disclaimer: The molecular sequence of this clone aligns with the gene accession number as a point of reference only. However, individual transcript sequences of the same gene can differ through naturally occurring variations (e.g. polymorphisms), each with its own valid existence. This clone is substantially in agreement with the reference, but a complete review of all prevailing variants is recommended prior to use. [More info](#)

OTI Annotation: This clone was engineered to express the complete ORF with an expression tag. Expression varies depending on the nature of the gene.

Components: The ORF clone is ion-exchange column purified and shipped in a 2D barcoded Matrix tube containing 10ug of transfection-ready, dried plasmid DNA (reconstitute with 100 ul of water).

Reconstitution Method:

1. Centrifuge at 5,000xg for 5min.
2. Carefully open the tube and add 100ul of sterile water to dissolve the DNA.
3. Close the tube and incubate for 10 minutes at room temperature.
4. Briefly vortex the tube and then do a quick spin (less than 5000xg) to concentrate the liquid at the bottom.
5. Store the suspended plasmid at -20°C. The DNA is stable for at least one year from date of shipping when stored at -20°C.

RefSeq: [BC058100](#), [AAH58100](#)

RefSeq Size: 2948 bp

RefSeq ORF: 2297 bp

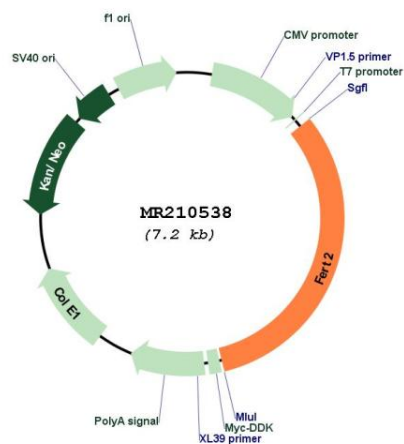
Locus ID: 14158

Cytogenetics: 17 E1.1

MW: 87.8 kDa

Gene Summary: Tyrosine-protein kinase that acts downstream of cell surface receptors for growth factors and plays a role in the regulation of the actin cytoskeleton, microtubule assembly, lamellipodia formation, cell adhesion, cell migration and chemotaxis. Acts downstream of EGFR, KIT, PDGFRA and PDGFRB. Acts downstream of EGFR to promote activation of NF-kappa-B and cell proliferation. May play a role in the regulation of the mitotic cell cycle. Plays a role in the insulin receptor signaling pathway and in activation of phosphatidylinositol 3-kinase. Acts downstream of the activated FCER1 receptor and plays a role in FCER1 (high affinity immunoglobulin epsilon receptor)-mediated signaling in mast cells. Plays a role in the regulation of mast cell degranulation. Plays a role in leukocyte recruitment and diapedesis in response to bacterial lipopolysaccharide (LPS). Phosphorylates CTTN, CTNND1, PTK2/FAK1, GAB1, PECAM1 and PTPN11. May phosphorylate JUP and PTPN1. Can phosphorylate STAT3 according to PubMed:10878010 and PubMed:19159681, but clearly plays a redundant role in STAT3 phosphorylation. According to PubMed:11134346, cells where wild type FER has been replaced by a kinase-dead mutant show no reduction in STAT3 phosphorylation. Phosphorylates TMF1. Isoform 3 lacks kinase activity.[UniProtKB/Swiss-Prot Function]

Product images:



Circular map for MR210538