

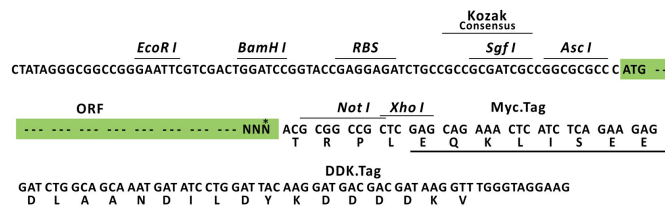
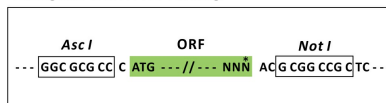
## Product datasheet for MR210536L3

### Tshr (NM\_011648) Mouse Tagged Lenti ORF Clone

#### Product data:

Product Type:	Expression Plasmids
Product Name:	Tshr (NM_011648) Mouse Tagged Lenti ORF Clone
Tag:	Myc-DDK
Symbol:	Tshr
Synonyms:	AI481368; hypothroid; hyt; pet
Mammalian Cell Selection:	Puromycin
Vector:	pLenti-C-Myc-DDK-P2A-Puro (PS100092)
E. coli Selection:	Chloramphenicol (34 ug/mL)
ORF Nucleotide Sequence:	The ORF insert of this clone is exactly the same as(MR210536).
Restriction Sites:	AscI-NotI
Cloning Scheme:	

Cloning sites used for ORF Shuttling:



\* The last codon before the Stop codon of the ORF.

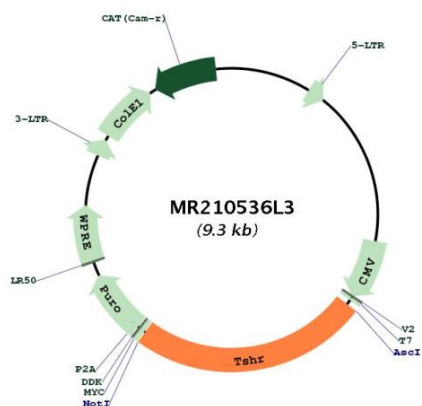
ACCN:	NM_011648
ORF Size:	2295 bp



[View online »](#)

<b>OTI Disclaimer:</b>	The molecular sequence of this clone aligns with the gene accession number as a point of reference only. However, individual transcript sequences of the same gene can differ through naturally occurring variations (e.g. polymorphisms), each with its own valid existence. This clone is substantially in agreement with the reference, but a complete review of all prevailing variants is recommended prior to use. <a href="#">More info</a>
<b>OTI Annotation:</b>	This clone was engineered to express the complete ORF with an expression tag. Expression varies depending on the nature of the gene.
<b>Components:</b>	The ORF clone is ion-exchange column purified and shipped in a 2D barcoded Matrix tube containing 10ug of transfection-ready, dried plasmid DNA (reconstitute with 100 ul of water).
<b>Reconstitution Method:</b>	<ol style="list-style-type: none"><li>1. Centrifuge at 5,000xg for 5min.</li><li>2. Carefully open the tube and add 100ul of sterile water to dissolve the DNA.</li><li>3. Close the tube and incubate for 10 minutes at room temperature.</li><li>4. Briefly vortex the tube and then do a quick spin (less than 5000xg) to concentrate the liquid at the bottom.</li><li>5. Store the suspended plasmid at -20°C. The DNA is stable for at least one year from date of shipping when stored at -20°C.</li></ol>
<b>RefSeq:</b>	<a href="#">NM_011648.5</a> , <a href="#">NP_035778.3</a>
<b>RefSeq Size:</b>	4332 bp
<b>RefSeq ORF:</b>	2295 bp
<b>Locus ID:</b>	22095
<b>UniProt ID:</b>	<a href="#">P47750</a>
<b>Cytogenetics:</b>	12 44.51 cM
<b>Gene Summary:</b>	Receptor for the thyroid-stimulating hormone (TSH) or thyrotropin. Also acts as a receptor for the heterodimeric glycoprotein hormone (GPHA2:GPHB5) or thyrostimulin. The activity of this receptor is mediated by G proteins which activate adenylate cyclase. Plays a central role in controlling thyroid cell metabolism.[UniProtKB/Swiss-Prot Function]

Product images:



Circular map for MR210536L3