

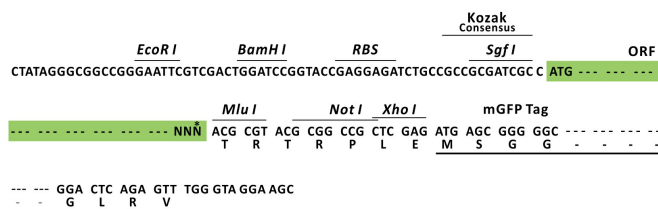
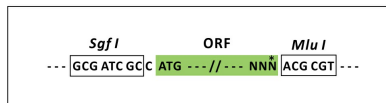
Product datasheet for MR210403L4

Zbtb20 (NM_181058) Mouse Tagged Lenti ORF Clone

Product data:

Product Type:	Expression Plasmids
Product Name:	Zbtb20 (NM_181058) Mouse Tagged Lenti ORF Clone
Tag:	mGFP
Symbol:	Zbtb20
Synonyms:	1300017A20Rik; 7330412A13Rik; A930017C21Rik; D16Wsu73e; DPZF; HOF; ODA-8S; Oda8; Zfp288
Mammalian Cell Selection:	Puromycin
Vector:	pLenti-C-mGFP-P2A-Puro (PS100093)
E. coli Selection:	Chloramphenicol (34 ug/mL)
ORF Nucleotide Sequence:	The ORF insert of this clone is exactly the same as(MR210403).
Restriction Sites:	SgfI-MluI
Cloning Scheme:	

Cloning sites used for ORF Shuttling:



* The last codon before the Stop codon of the ORF.

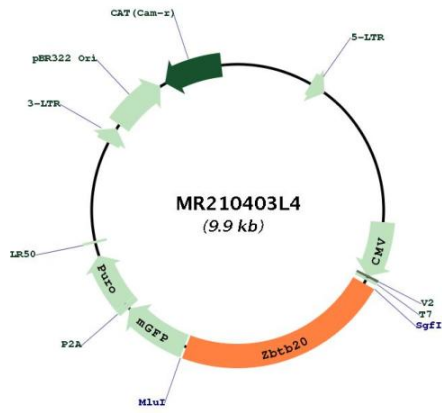
ACCN:	NM_181058
ORF Size:	2226 bp



[View online >](#)

OTI Disclaimer:	The molecular sequence of this clone aligns with the gene accession number as a point of reference only. However, individual transcript sequences of the same gene can differ through naturally occurring variations (e.g. polymorphisms), each with its own valid existence. This clone is substantially in agreement with the reference, but a complete review of all prevailing variants is recommended prior to use. More info
OTI Annotation:	This clone was engineered to express the complete ORF with an expression tag. Expression varies depending on the nature of the gene.
Components:	The ORF clone is ion-exchange column purified and shipped in a 2D barcoded Matrix tube containing 10ug of transfection-ready, dried plasmid DNA (reconstitute with 100 ul of water).
Reconstitution Method:	<ol style="list-style-type: none">1. Centrifuge at 5,000xg for 5min.2. Carefully open the tube and add 100ul of sterile water to dissolve the DNA.3. Close the tube and incubate for 10 minutes at room temperature.4. Briefly vortex the tube and then do a quick spin (less than 5000xg) to concentrate the liquid at the bottom.5. Store the suspended plasmid at -20°C. The DNA is stable for at least one year from date of shipping when stored at -20°C.
RefSeq:	NM_181058.1 , NP_851401.1
RefSeq Size:	2934 bp
RefSeq ORF:	2007 bp
Locus ID:	56490
UniProt ID:	Q8K0L9
Cytogenetics:	16 28.44 cM
Gene Summary:	May be a transcription factor that may be involved in hematopoiesis, oncogenesis, and immune responses (By similarity). Plays a role in postnatal myogenesis, may be involved in the regulation of satellite cells self-renewal (PubMed:27446912).[UniProtKB/Swiss-Prot Function]

Product images:



Circular map for MR210403L4