

Product datasheet for **MR210307**

Nadsyn1 (NM_030221) Mouse Tagged ORF Clone

Product data:

Product Type:	Expression Plasmids
Product Name:	Nadsyn1 (NM_030221) Mouse Tagged ORF Clone
Tag:	Myc-DDK
Symbol:	Nadsyn1
Synonyms:	9130012B15Rik
Mammalian Cell Selection:	Neomycin
Vector:	pCMV6-Entry (PS100001)
E. coli Selection:	Kanamycin (25 ug/mL)



[View online »](#)

ORF Nucleotide
Sequence:

>MR210307 ORF sequence
Red=Cloning site Blue=ORF Green=Tags(s)

TTTTGTAATACGACTCACTATAGGGCGGCCGGGAATTCGTCGACTGGATCCGGTACCGAGGAGATCTGCC
GCC**CGGATCGCC**

ATGGGCCGGAAAGTGACCGTGGCCACCTGTGCACTCAATCAGTGGGCCCTGGACTTTGAGGGCAATTTCC
AGAGGATTTTAAAGAGTATTCAAATTGCCAAAGGCAAAGGTGCAAGATACAGGCTTGACCAGAACTAGA
AATATGCGGCTATGGATGTTGGGATCATTATCACGAATCAGACACTCTCCTGCATTTCGCTCCAAGTTCTG
GCTGCTCTTCTGGACTCTCCGGTCACTCAGGACATCATCTGTGATGTGGGGATGCCTATAATGCACCGGA
ATGTTTCGCTACAACGAGAGTCACTTTCTCAACAGGAAGATCCTGCTCATCAGACCCAAGATGGCCTT
GGCCAACGAAGGCAACTACCGGAACTGCGCTGGTTTACCCCTGGACCAGGAGCCGACAAACTGAGGAA
TATGTCCTCCCTCGGATGTTACAGGACCTGACAAAGCAGAAAAGTGTGCCCTTTGGAGATGTGGTACTGG
CCACCCAGGACACCTGTGTCGGGAGTGAGATCTGTGAGGAGCTCTGGACACCACGCAGCCCCACGTCGA
CATGGGCTGGATGGTGTGGAGATCATTACCAATGCCTCGGGCAGCCACCACGTGCTCCGAAAGCCCAT
ACCAGAGTGGATCTGGTAACCATGGCCACCTCCAAGAATGGTGGCATCTACCTGTGGCCAAACAGAAGG
GCTGCGACGGTGACCGTCTCTACTACGATGGCTGTGCCATGATTGCTATGAACGGGAGCATCTTTGCCCA
GGGCACTCAGTTCTCATTGGATGATGTGGAGGTTCTCACTGCCACCCTGGACCTGGAGGACGTTAGGAGC
TACAGGGCAGAGATCTCATCTCGGAACCTGGAGGCAACCAAGGGTGGAGCCATATCCCCGGGTGACGGTGG
ACTTTGCCCTTTTCGGTCAAGTGAAGACTTGTGGAGCCAGTGTGAGAGCCTATAGAATGGACATACCACAG
GCCTGAGGAGGAGATAAGCCTCGGCCCTGCCTGCTGGCTCTGGGACTTCCCTCGACGGAGCAAACAGGCT
GGGTTTTTCTGCCCTGAGTGGTGGTGTGGACAGTGCAGCCAGCCGCTGTATCGTCTACTCCATGTGCT
GCCTGGTCTCGATGCTGTGAAGAGCGGAAATCAGCAAGTGTGACAGACGTCCAGAAGCTGGTGGATGA
GAGCAGCTACACCCTCAGGATCCCCGGGAGCTCTGCGGACGGCTGCTCACTACTTGTACATGGCCAGC
GAAAACCTCTCCAGGAGACCCACAGCAGAGCCACAAAAGTGGCTCAGCTGATTGGAAGCTACCACATCA
ATCTGAGCATCGACACTGCTGTGAAGGCTGTCTTGGGCATCTTACGCTGGTGACCGGGAAGTTGCCTCG
GTTCTCAGCCACGGAGGAGCAGCAGGGAGAACCTGGCCTTGCAAGATGTGACAGGCTCGGATTAGGATG
GTCCTTGCTACCTGTTGCTCAGCTGAGCCTCTGGTCTCGGGTGTGAGGAAAGCCTTCTGTGCTTG
GATCTGCCAATGTGGATGAGAGTCTCCTCGCTACCTGACCAAGTACGACTGCTCCAGTGGCAGACATCAA
CCCCATAGGCGGCATCAGCAAGACGGACCTGAGAGCCTTTGTCCAGTTTTGCGCAGAGCGCTTCCAGCTT
CCTGTTCTGCAGACCATCTGTGACACCGGCCACTGCAGAGCTGGAGCCCTTAGCTGATGGCAGGTGT
CTCAGATGGATGAGGAAGACATGGGGATGACGTACGCAGAACTCTCCATCTTCGGCAGGCTCCGGAAGGT
CGCCAAGGCAGGCCCTACAGCATGTTCTGCAAACTGCTCAACATGTGGAGAGACAGCTATACACCAACA
CAGGTAGCTGAGAAGGTGAAGCTATTTTCTCAAAGTACTCCATGAACAGGCACAAGATGACAACCCCTCA
CACCAGCATATCATGCTGAAAATACAGTCTGACGACAACAGGTTTGACCTGAGACCCTTTCTGTACAA
CACGAGATGGCCCTGGCAGTTCCTCTGCATTGACAACAGGTTCTACAGCTTGAGAGGAAAGCATCGCAG
ACCCGGGAAGAACAGGTCCTGGAGCACCTCAAAGAGCCATCACCTATATGGAAACAGTCTCTCCCAAGG
ACCC

ACGCGTACGCGGCCGCTCGAGCAGAAACTCATCTCAGAAGAGGATCTGGCAGCAAATGATATCCTGGATT
ACAAGGATGACGACGATAAGGTTTAA

Protein Sequence: >MR210307 protein sequence
Red=Cloning site Green=Tags(s)

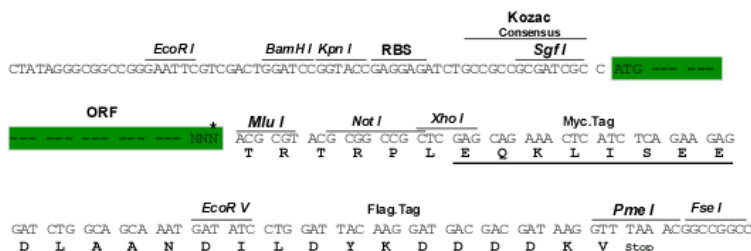
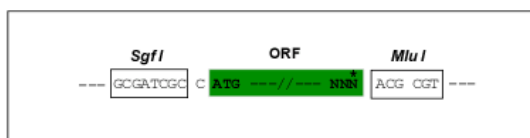
MGRKVTVATCALNQWALDFEGNFQRIKLSIQIAKGGKARYRLGPELEICGYGCWDHYHESDTLLHSLQVL
AALLDSPVTQDIICDVGMPIMHRNVRYNCRVIFLNRKILLIRPKMALANEGNYRELRFWTPWTRSRQTEE
YVLPRLQDLTKQKTVPFGDVVLTATQDTCVGEICEELWTPRSPHVDMLDGVETITNASGSHHVLKKAH
TRVDLVTMATSKNGGIYLLANQKGDGDRLYYDGCAMIAMNGSIFAQGTQFSLDDVEVLTATLDLEDVRS
YRAEISSRNLEATRVSPYPRVTVDFAHSVSEDLLEPVSEPIEWYHRPEEEISLGPACWLWDFLRRSKQA
GFFLPLSGGVDSAAACIYVSMCCLVCDVAKSGNQVLTQVQNLVDESSYTPQDPRELCGRLLTTCYMAS
ENSSQETHSRATKLAQLIGSYHINLSIDTAVKAVLGIFSLVTGKLPFRSAHGGSSRENLAQNQVQARIRM
VLAYLFAQLSLWSRGARGSLVLSANVDESLLGYLTKYDCSSADINPIGGISKTDLRAVQFCAERFQL
PVLQTIILSAPATAELEPLADGQVSQMDDEDMGMTYAELSIFGRLRKYAKAGPYSMFCKLLNMWRDSYTP
QVAEKVKLFFSKYSMNRHKMTTLTPAYHAENYSPDDNRFDLRPFLYNTRWPWQFLCIDNQVLQLERKASQ
TREEQVLEHLKEPSPWIWKQLLPKDP

TRTRPLEQKLISEEDLAANDILDYKDDDDKV

Restriction Sites: SgfI-MluI

Cloning Scheme:

Cloning sites used for ORF Shuttling:



* The last codon before the Stop codon of the ORF

ACCN: NM_030221

ORF Size: 2178 bp

OTI Disclaimer: The molecular sequence of this clone aligns with the gene accession number as a point of reference only. However, individual transcript sequences of the same gene can differ through naturally occurring variations (e.g. polymorphisms), each with its own valid existence. This clone is substantially in agreement with the reference, but a complete review of all prevailing variants is recommended prior to use. [More info](#)

OTI Annotation: This clone was engineered to express the complete ORF with an expression tag. Expression varies depending on the nature of the gene.

Components: The ORF clone is ion-exchange column purified and shipped in a 2D barcoded Matrix tube containing 10ug of transfection-ready, dried plasmid DNA (reconstitute with 100 ul of water).

Reconstitution Method:

1. Centrifuge at 5,000xg for 5min.
2. Carefully open the tube and add 100ul of sterile water to dissolve the DNA.
3. Close the tube and incubate for 10 minutes at room temperature.
4. Briefly vortex the tube and then do a quick spin (less than 5000xg) to concentrate the liquid at the bottom.
5. Store the suspended plasmid at -20°C. The DNA is stable for at least one year from date of shipping when stored at -20°C.

RefSeq: [NM_030221.1](#), [NM_030221.2](#), [NP_084497.1](#)

RefSeq Size: 2632 bp

RefSeq ORF: 2178 bp

Locus ID: 78914

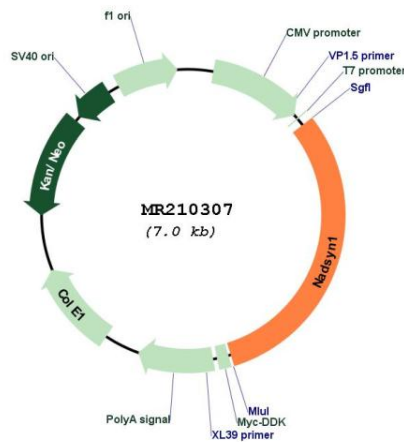
UniProt ID: [Q711T7](#)

Cytogenetics: 7 F5

MW: 81.6 kDa

Gene Summary: Catalyzes the ATP-dependent amidation of deamido-NAD to form NAD. Uses L-glutamine as a nitrogen source.[UniProtKB/Swiss-Prot Function]

Product images:



Circular map for MR210307