

Product datasheet for **MR210120**

Sfpq (NM_023603) Mouse Tagged ORF Clone

Product data:

Product Type:	Expression Plasmids
Product Name:	Sfpq (NM_023603) Mouse Tagged ORF Clone
Tag:	Myc-DDK
Symbol:	Sfpq
Synonyms:	1110004P21Rik; 2810416M14Rik; 5730453G22Rik; 9030402K04Rik; AU021830; D4ErtD314e
Mammalian Cell Selection:	Neomycin
Vector:	pCMV6-Entry (PS100001)
E. coli Selection:	Kanamycin (25 ug/mL)



[View online »](#)

ORF Nucleotide
Sequence:

>MR210120 representing NM_023603
 Red=Cloning site Blue=ORF Green=Tags(s)

TTTTGTAATACGACTCACTATAGGGCGGCCGGGAATTCGTCGACTGGATCCGGTACCGAGGAGATCTGCC
 GCC**CGCATCGCC**

ATGTCTCGGGATCGGTTCCGGAGTCGCGGTGGCGCGGTGGAGGCTTTCACCGCGTGGAGGAGGTGGCG
 GCCGCGCGGCCCTTACGACTTCCGCTCTCCGCCCGCGGCATGGGCCTCAACCAGAACCGCGGCCCAT
 GGGCCCGGCCCTGGCGGCCGAAGCGCCGCTCCCGCTCCACCTCCTACCAGCAGCAGCAGCAGCCG
 CCGCCGACGAGCCTCCGCCGACGAGCCGCCCGCACCAGCAGCCGCCCGCACCAGCCGCCCCATC
 AACAGCCCCCGCTCCGCCGAGGAATCCAAGCCGTCGTCACCCAAAGGCCCGGCTCGGCGCGGGGT
 GAGCAGTGCCTCCGCCGGGCTCGGCTCCGCCGCCAACCCCGACCACCGGCGCCCTCCGGG
 CCTGGTCAACCCGACTCCGCCCGCCGCTCCCTCCACCGCCCGGACCGCTCCCCATCGACGC
 CGAGCAGCGGAGTCTCGACCACCCCTCCACAGACCGCGGCCCTCCGCCACCGCCCGCGGGGCGCCGG
 GCCGGGCTAAGCCGGGCCAGGCCCTGGCGGTCCAAAAGCGCAAGATGCCCGTGGGCTAAGCCT
 GGAGGTGGCCCGGCATGGGCGCTCCTGGTGGCCACCCGAAGCCACCACCGAGGTGGCGCGAGCCCC
 GTGGGGCCGGCAGCATCATGCGCCTACCACCAGCAGCACCACCAGGGGCCCTCCCGCGGACCGGG
 ACCGCGCACGGAGGAGAAGATCTCCGACTCGGAGGGATTTAAAGCCAACCTGTCTCTTTCGGGAGGCT
 GGAGAAAAAATTACACACAGCGCTGTCGGTTGTTTGTGGGAATCTACCTGCTGATATCACAGAGGATG
 AATTCAAAGACTGTTTGCTAAATACGGAGAACCCGGAGAAGTTTTTATCAACAAAGGCAAAGGTTTCGG
 GTTCATTAAGCTTGAATCTAGAGCCTTGGCTGAAATCGCCAAAGCTGAGCTTGATGATACTCCCATGAGA
 GGTAGACAGCTTCGGGTCGATTTGCCACACAGCTGCAGCCCTGTCTGTTGAAATCTCTCTCTTATG
 TTTCCAACGAACTTTTGGAAGAGGCCTTAGCCAGTTTGGTCTATTGAAAGGCTGTTGTAATTGTGGA
 TGATCGCGGAAGATCTACAGGGAAGGCATTGTTGAGTTTGCTTCCAAGCCAGCAGCAAGAAAAGCATT
 GAAAGATGCAGTGAAGGTGTTTTCTACTGACAACGACTCCTCGCCAGTCATTGTGGAACCACTTGAAC
 AGTTAGATGACGAAGATGGTCTTCTGAAAAGCTGGCCAGAAGAATCCAATGTATCAAAAGGAGAGAGA
 AACACCACCTCGTTTTGCTCAGCATGGCACATTTGAGTATGAATATTCTCAACGATGGAAGTCTTGGAT
 GAAATGGAAAAACAGCAAAGGGAACAAGTTGAAAAAACATGAAGGATGCTAAAGACAAATTGGAAAGT
 AAATGGAAGATGCTTACCATGAACCAAGCAAATCTTTTGCCTAAGATCTGATGAGACGCCAGGAAGA
 ATTAAGGCGCATGGAGAACTTACAGTCAAGAAATGCAGAAACGTAAGAAATGCAGTTGAGGCAAGAG
 GAGGAACGGCGTAGACGAGAGGAAGAGATGATGATTCGCCAACGTGAGATGGAAGAACAATGAGACGCC
 AACGAGAAGAAAGTTACAGCAGGATGGGTACATGGATCCAAGAGAAAGAGACATGAGAATGGGTGGTGG
 TGAACAATGAACATGGGAGATCCCTATGGTTCAGGAGGCCAGAAATTTCCACCACTAGGTGGTGGTGGT
 GGCATAGGTTATGAAGCTAATCCTGGAGTTCACCAGCAACCATGAGTGGTTCATGATGGGAAGCGACA
 TGCGTACTGAGCGCTTTGGGCAGGGAGGTGCGGGTCTGTGGGTGGACAGGGTCTTAGAGGAATGGGGCC
 TGGAACTCCAGCAGGATATGGTAGAGGGAGAGAAGATATGAAGGGCCAAATAAAAAACCCGATTT

ACGCGTACGCGGCCGCTCGAGCAGAACTCATCTCAGAAGAGGATCTGGCAGCAATGATATCCTGGATT
 ACAAGGATGACGACGATAAGGTTTAA

Protein Sequence: >MR210120 representing NM_023603
 Red=Cloning site Green=Tags(s)

```
MSRDRFRSRGGGGGFHRRGGGGGRGLHDFRSPPPMGLNQNRGPMGPGGPKPPLPPPPHQQQQQ
PPQQPPPPHQQPPPHQPPHQQPPPPQESKPVVPQGPSAPGVSSAPPPAVSAPPANPTTGAPP
PGPTPTPPPAVPSTAPGPPPPSTPSSGVSTTPPQTGGPPPPPAGGAGPGPKPGPGGPKGKMPGGPKP
GGGPGMGAPGGHPKPPHRGGGEPGRGRQHHAPYHQHHQGGPPGPGPRTEEKISDSEGFKANLSLLRRP
GEKTYTQRCLFVGNLPADITDEFKRLF AKYGEPEVFINKKGFGFKLESRALAEIAKAEIADDDTPMR
GRQLRVRFATHAAALSVRNLSPYVSNELLEAFSQFGPIERAVVIVDDRGRSTGKIVFEASKPAARKAF
ERCSEGVFLLTTTPRPIVEPLEQLDDEDGLPEKLAQKNPMYQKERETPPRFAQHGTFEYEYSQRWKS
LDEMEKQREQVEKNMKDAKLESEMEDAYEHQANLLRQDLRMRQEELRRMEELHSQEMQKRKEMQLRQE
EERRRREEEMIRQREMEEQMRRQREESYSRMGYMDPRERDMRMGGGTMMNGDPYSGGQKFPPLGGG
GIGYEANPGVPPATMSGSMMSDMRTERFGQGGAGPVGGQGRGMGPGTPAGYGRGREEYEGPNKKPRF
```

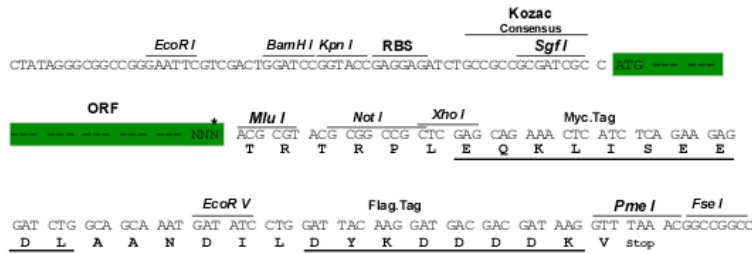
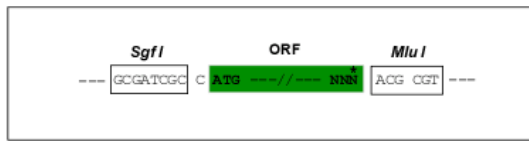
TRTRPLEQKLISEEDLAANDILDYKDDDDKV

Restriction Sites:

SgfI-MluI

Cloning Scheme:

Cloning sites used for ORF Shuttling:



* The last codon before the Stop codon of the ORF

ACCN: NM_023603

ORF Size: 2097 bp

OTI Disclaimer: Due to the inherent nature of this plasmid, standard methods to replicate additional amounts of DNA in E. coli are highly likely to result in mutations and/or rearrangements. Therefore, OriGene does not guarantee the capability to replicate this plasmid DNA. Additional amounts of DNA can be purchased from OriGene with batch-specific, full-sequence verification at a reduced cost. Please contact our customer care team at custsupport@origene.com or by calling 301.340.3188 option 3 for pricing and delivery.

The molecular sequence of this clone aligns with the gene accession number as a point of reference only. However, individual transcript sequences of the same gene can differ through naturally occurring variations (e.g. polymorphisms), each with its own valid existence. This clone is substantially in agreement with the reference, but a complete review of all prevailing variants is recommended prior to use. [More info](#)

OTI Annotation: This clone was engineered to express the complete ORF with an expression tag. Expression varies depending on the nature of the gene.

Components: The ORF clone is ion-exchange column purified and shipped in a 2D barcoded Matrix tube containing 10ug of transfection-ready, dried plasmid DNA (reconstitute with 100 ul of water).

Reconstitution Method:

1. Centrifuge at 5,000xg for 5min.
2. Carefully open the tube and add 100ul of sterile water to dissolve the DNA.
3. Close the tube and incubate for 10 minutes at room temperature.
4. Briefly vortex the tube and then do a quick spin (less than 5000xg) to concentrate the liquid at the bottom.
5. Store the suspended plasmid at -20°C. The DNA is stable for at least one year from date of shipping when stored at -20°C.

RefSeq: [NM_023603.3](#), [NP_076092.1](#)

RefSeq Size: 3500 bp

RefSeq ORF: 2100 bp

Locus ID: 71514

UniProt ID: [Q8VIJ6](#)

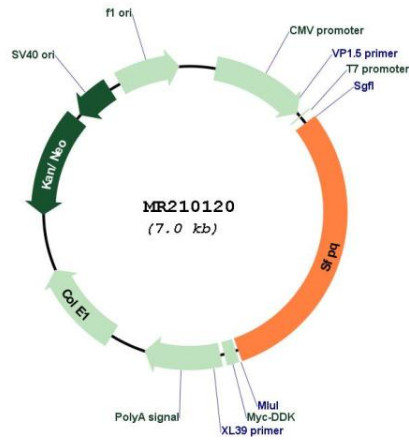
Cytogenetics: 4 61.2 cM

MW: 75.9 kDa

Gene Summary:

DNA- and RNA binding protein, involved in several nuclear processes. Essential pre-mRNA splicing factor required early in spliceosome formation and for splicing catalytic step II, probably as a heteromer with NONO. Binds to pre-mRNA in spliceosome C complex, and specifically binds to intronic polypyrimidine tracts. Involved in regulation of signal-induced alternative splicing. During splicing of PTPRC/CD45, a phosphorylated form is sequestered by THRAP3 from the pre-mRNA in resting T-cells; T-cell activation and subsequent reduced phosphorylation is proposed to lead to release from THRAP3 allowing binding to pre-mRNA splicing regulatory elements which represses exon inclusion. Interacts with U5 snRNA, probably by binding to a purine-rich sequence located on the 3' side of U5 snRNA stem 1b. May be involved in a pre-mRNA coupled splicing and polyadenylation process as component of a snRNP-free complex with SNRPA/U1A. The SFPQ-NONO heteromer associated with MATR3 may play a role in nuclear retention of defective RNAs. SFPQ may be involved in homologous DNA pairing; in vitro, promotes the invasion of ssDNA between a duplex DNA and produces a D-loop formation. The SFPQ-NONO heteromer may be involved in DNA unwinding by modulating the function of topoisomerase I/TOP1; in vitro, stimulates dissociation of TOP1 from DNA after cleavage and enhances its jumping between separate DNA helices. The SFPQ-NONO heteromer binds DNA. The SFPQ-NONO heteromer may be involved in DNA non-homologous end joining (NHEJ) required for double-strand break repair and V(D)J recombination and may stabilize paired DNA ends; in vitro, the complex strongly stimulates DNA end joining, binds directly to the DNA substrates and cooperates with the Ku70/G22P1-Ku80/XRCC5 (Ku) dimer to establish a functional preligation complex. SFPQ is involved in transcriptional regulation. Functions as transcriptional activator (By similarity). Transcriptional repression is mediated by an interaction of SFPQ with SIN3A and subsequent recruitment of histone deacetylases (HDACs). The SFPQ-NONO-NR5A1 complex binds to the CYP17 promoter and regulates basal and cAMP-dependent transcriptional activity. SFPQ isoform Long binds to the DNA binding domains (DBD) of nuclear hormone receptors, like RXRA and probably THRA, and acts as transcriptional corepressor in absence of hormone ligands. Binds the DNA sequence 5'-CTGAGTC-3' in the insulin-like growth factor response element (IGFRE) and inhibits IGF-I-stimulated transcriptional activity (By similarity). Regulates the circadian clock by repressing the transcriptional activator activity of the CLOCK-ARNTL/BMAL1 heterodimer. Required for the transcriptional repression of circadian target genes, such as PER1, mediated by the large PER complex through histone deacetylation (PubMed:21680841, PubMed:22966205). Required for the assembly of nuclear speckles (By similarity). Plays a role in the regulation of DNA virus-mediated innate immune response by assembling into the HDP-RNP complex, a complex that serves as a platform for IRF3 phosphorylation and subsequent innate immune response activation through the cGAS-STING pathway (By similarity).[UniProtKB/Swiss-Prot Function]

Product images:



Circular map for MR210120