

## Product datasheet for **MR209836**

### Flrt2 (NM\_201518) Mouse Tagged ORF Clone

#### Product data:

Product Type:	Expression Plasmids
Product Name:	Flrt2 (NM_201518) Mouse Tagged ORF Clone
Tag:	Myc-DDK
Symbol:	Flrt2
Synonyms:	KIAA0405
Mammalian Cell Selection:	Neomycin
Vector:	pCMV6-Entry (PS100001)
E. coli Selection:	Kanamycin (25 ug/mL)



[View online »](#)

**ORF Nucleotide Sequence:**

>MR209836 representing NM\_201518  
 Red=Cloning site Blue=ORF Green=Tags(s)

TTTTGTAATACGACTCACTATAGGGCGGCCGGGAATTCGTGACTGGATCCGGTACCGAGGAGATCTGCC  
 GCC**GCGATCGCC**

ATGGGCCTACAGACTACAAAGTGGCCCGCGTGGGGCTTTCATCCTCAAATTTGGCTCATCATTCC  
 TGGGACTCTACTTACAAGTGCAAACTCCTGGCCTGCCCTAGTGTATGCCGCTGTGACAGGAACCTTGT  
 CTAAGTAAACGAGAGAAGCTTGACCTCAGTGCCTCTGGGATCCCGGAGGGCGTAACCGTACTCTACCTC  
 CACAACAACCAAATTAATAATGCTGGCTTCTGCAGAGCTGCACAATGTCCAGTCAGTGCACACTGTCT  
 ACCTTTATGGCAACCAGTTGGATGAGTTCCTTGAACCTTCCCAAGAATGTCAGAGTTCCTCATCTGCA  
 GGAAAACAACATTAGACCATCTCGCGGCTGCTCTCGCTCAGCTCCTCAAGCTGGAAGAAGTCCACCTG  
 GACGAACTCCATATCTACAGTGGGAGTAGAAGACGGAGCGTCCGGGAGGCGATTAGCCTCAAAGTGT  
 TGTTTTATCGAAGAATCACCTGAGTAGCGTGCCTGTTGGGCTTCTGTAGACTTGAAGAGCTGAGAGT  
 GGATGAAAACCGAATTGCCGTATATCAGACATGGCCTTTCAGAACCTCACAAGCTTGGAGCGCCTGATC  
 GTGGATGGGAATCTTCTGACCAACAAGGCATTGCTGAGGGTACCTTCAGTCATCTCACCAAGCTCAAGG  
 AATTTCTATAGTCCGGAACCTCGCTCTCCACCCACCTCCTGATCTCCAGGTACGCATCTGATCAGGCT  
 CTACTTGCAAGATAACCAGATAAACCATATCCATTGACAGCCTTCGAAACCTCCGTAAGCTGGAAGG  
 CTAGATATATCCAACAACCAGCTACGAATGTTAACTCAAGGAGTCTTCGATCATCTCTCCAACTGAAAC  
 AACTCACTGCGCGGAATAACCTTGGTTTTGTGACTGCAGCATTAAATGGGTACAGAAATGGCTCAAGTA  
 TATCCCTTCTTCTCAACGTGCGTGGTTTCATGTGCCAAGTCTGAGCAAGTCCGCGGGATGGCTGTC  
 AGGGAGTTGAATATGAATCTTTGTCTTGTCCCACCACGACTCCTGGCCTACCTGCTTTACCCAGCTC  
 CAAGTACCGTTTTCTCAACAACCTCAGTCTCCTACTCTCTGTTCCAAGCCCCAGCAGAGGCTCTGTGCC  
 TCCAGTCTACCCCATCGAAACTTCCACCATCCCTGATTGGGATGGCAGAGAAAGAGTGACCCACCT  
 ATTTCTGAAAGGATCCAACCTTCCATCCACTTGTAAATGATACTTCGATTCAAGTCAGTGGCTGTCTC  
 TCTTACTGTGATGGCTACAACTGACATGGGTGAAAATGGGCCACAGTCTCGTAGGGGCATCGTTCA  
 GGAACGAATTGTCAGTGGTGAGAAGCAACACCTGAGCTTGGTTAATTTAGAGCCAGATCCACGTATAGG  
 ATTTGTTAGTCCGCTGGATGCGTTCACTACCGCACTGTGGAAGATACCATCTGTTCCGAGGCTACCA  
 CCCATGCCTTTATTTGAACAACGGCAGCAACTGCTTCTAGCCATGAGCAGACGACTTCCACAGTAT  
 GGGCTCCCTTTCTGCTCGCAGGCTTGATTGGGGCGCAGTGATTTTGTGCTCGTTGTCTTGCTCAGC  
 GTCTTTTGTGTCACATGCACAAAAGGGACGCTACACCTCCAGAAGTGGAAATACAACGGGGCCGAC  
 GGAAAGACGACTATTGTGAAGCGGTACCAAAAAGACAACCTCCATCTTGGAGATGACAGAAACAAGTTT  
 TCAGATTGCTCCTTAAATAACGATCAGCTCCTTAAAGGAGATTTCAAGTGCAGCCCATTATACCCCA  
 AATGGGGCATTAAATACACAGACTGCCACATCCCAACAACATGAGATACTGCAACAGCAGTGTGCCAG  
 ATCTAGAGCATTGCCATACG

**ACGCGT**ACGCGGCCGCTCGAGCAGAACTCATCTCAGAAGAGGATCTGGCAGCAAATGATATCCTGGATT  
 ACAAGGATGACGACGATAAGGTTTAA

**Protein Sequence:** >MR209836 representing NM\_201518  
 Red=Cloning site Green=Tags(s)

MGLQTTKWPGRGAFILKFWLIISLGLYLQVSKLLACPSVCRCDRNFVYCNERSLTSVPLGIPEGVTVLYL  
 HNNQINNAGFPAELHNVQSVHTVYLYGNQLDEFPMNLPKNVVRVHLQENNIQTISRRAALQLKLEELHL  
 DDNSISTVGVEDGAFREATISLKLFLSKNHLSSVPVGLPVDLQELRVNENRIAVISDMAFQNLTSLERLI  
 VDGNLLTNKGIAEGTFSHLTKLKEFSIVRNSLSHPPDLPGTHLIRLYLQDNQINHIPLTAFANLRKLER  
 LDISNNQLRMLTQGVFDHLSNLKQLTARNNPWFCDCSIKWVTEWLKYIPSSLNVRGFMCGPEQVRGMAV  
 RELNMNLLSPTTTPGLPVFTPAPSTVSPPTQSPTLSVSPSRGVSPPAPTPSKLPTIPDWDGRERVTPP  
 ISERIQLSIHFVNDTSIQVSWLSLFTVMAYKLTWVKMGHSLVGGIVQERIVSGEKQHLVLEPRSTYR  
 ICLVPLDAFNRYRTVEDTICSEATTHASYLNNGSNTASSHEQTTSHSMGSPFLLAGLIGGAVIFVLVLLS  
 VFCWHMHKKGRYTSQKWKYNRGRKDDYCEAGTKKDNSILEMTETSFQIVSLNNDQLKGDVRLQPIYTP  
 NGGINYTDCHIPNMRYCNSSVPDLEHCHT

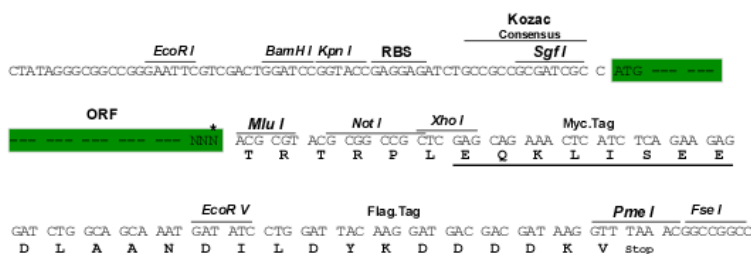
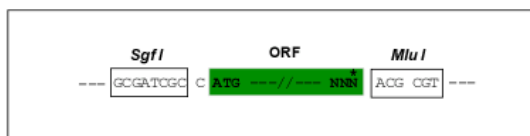
TRTRPLEQKLISEEDLAANDILDYKDDDDKV

**Chromatograms:** [https://cdn.origene.com/chromatograms/mm9014\\_a08.zip](https://cdn.origene.com/chromatograms/mm9014_a08.zip)

**Restriction Sites:** SgfI-MluI

**Cloning Scheme:**

Cloning sites used for ORF Shuttling:



\* The last codon before the Stop codon of the ORF

**ACCN:** NM\_201518

**ORF Size:** 1980 bp

**OTI Disclaimer:** The molecular sequence of this clone aligns with the gene accession number as a point of reference only. However, individual transcript sequences of the same gene can differ through naturally occurring variations (e.g. polymorphisms), each with its own valid existence. This clone is substantially in agreement with the reference, but a complete review of all prevailing variants is recommended prior to use. [More info](#)

**OTI Annotation:** This clone was engineered to express the complete ORF with an expression tag. Expression varies depending on the nature of the gene.

**Components:** The ORF clone is ion-exchange column purified and shipped in a 2D barcoded Matrix tube containing 10ug of transfection-ready, dried plasmid DNA (reconstitute with 100 ul of water).

**Reconstitution Method:**

1. Centrifuge at 5,000xg for 5min.
2. Carefully open the tube and add 100ul of sterile water to dissolve the DNA.
3. Close the tube and incubate for 10 minutes at room temperature.
4. Briefly vortex the tube and then do a quick spin (less than 5000xg) to concentrate the liquid at the bottom.
5. Store the suspended plasmid at -20°C. The DNA is stable for at least one year from date of shipping when stored at -20°C.

**RefSeq:** [NM\\_201518.4](#), [NP\\_958926.1](#)

**RefSeq Size:** 7099 bp

**RefSeq ORF:** 1983 bp

**Locus ID:** 399558

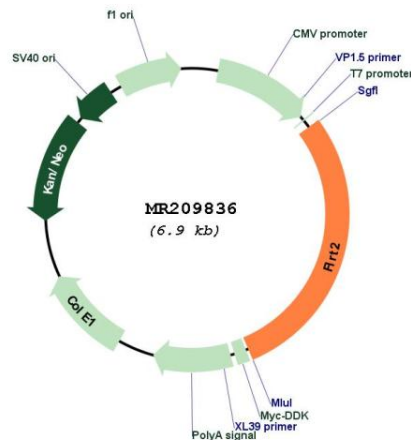
**UniProt ID:** [Q8BLU0](#)

**Cytogenetics:** 12 E

**MW:** 74.4 kDa

**Gene Summary:** Functions in cell-cell adhesion, cell migration and axon guidance. Mediates cell-cell adhesion via its interactions with ADGRL3 and probably also other latrophilins that are expressed at the surface of adjacent cells (PubMed:21350012, PubMed:25728924 PubMed:25374360). May play a role in the migration of cortical neurons during brain development via its interaction with UNC5D (PubMed:21673655). Mediates axon growth cone collapse and plays a repulsive role in neuron guidance via its interaction with UNC5D, and possibly also other UNC-5 family members (PubMed:21673655, PubMed:25728924). Plays a role in fibroblast growth factor-mediated signaling cascades (PubMed:16872596). Required for normal organization of the cardiac basement membrane during embryogenesis, and for normal embryonic epicardium and heart morphogenesis (PubMed:21350012).[UniProtKB/Swiss-Prot Function]

### Product images:



Circular map for MR209836