

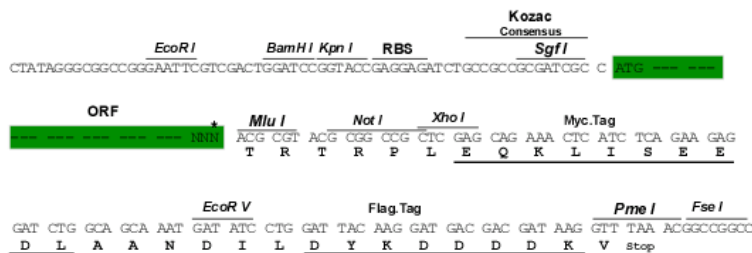
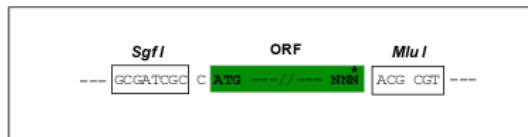
Product datasheet for MR209159

Trim29 (NM_023655) Mouse Tagged ORF Clone

Product data:

| | |
|---------------------------|---|
| Product Type: | Expression Plasmids |
| Product Name: | Trim29 (NM_023655) Mouse Tagged ORF Clone |
| Tag: | Myc-DDK |
| Symbol: | Trim29 |
| Synonyms: | 1110047J21Rik; 2810431N19Rik; 4732461M22Rik; AI119726 |
| Mammalian Cell Selection: | Neomycin |
| Vector: | pCMV6-Entry (PS100001) |
| E. coli Selection: | Kanamycin (25 ug/mL) |
| Restriction Sites: | Sgfl-MluI |
| Cloning Scheme: | |

Cloning sites used for ORF Shuttling:



* The last codon before the Stop codon of the ORF

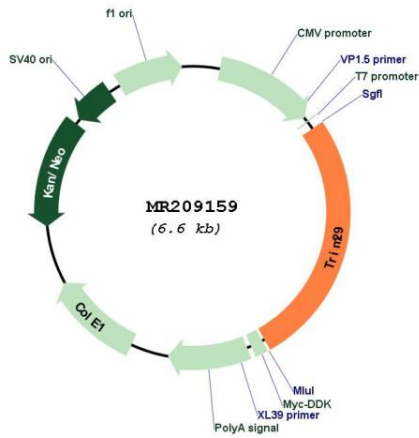
| | |
|-----------|-----------|
| ACCN: | NM_023655 |
| ORF Size: | 1761 bp |



[View online >](#)

| | |
|-------------------------------|--|
| OTI Disclaimer: | <p>Due to the inherent nature of this plasmid, standard methods to replicate additional amounts of DNA in E. coli are highly likely to result in mutations and/or rearrangements. Therefore, OriGene does not guarantee the capability to replicate this plasmid DNA. Additional amounts of DNA can be purchased from OriGene with batch-specific, full-sequence verification at a reduced cost. Please contact our customer care team at custsupport@origene.com or by calling 301.340.3188 option 3 for pricing and delivery.</p> <p>The molecular sequence of this clone aligns with the gene accession number as a point of reference only. However, individual transcript sequences of the same gene can differ through naturally occurring variations (e.g. polymorphisms), each with its own valid existence. This clone is substantially in agreement with the reference, but a complete review of all prevailing variants is recommended prior to use. More info</p> |
| OTI Annotation: | This clone was engineered to express the complete ORF with an expression tag. Expression varies depending on the nature of the gene. |
| Components: | The ORF clone is ion-exchange column purified and shipped in a 2D barcoded Matrix tube containing 10ug of transfection-ready, dried plasmid DNA (reconstitute with 100 ul of water). |
| Reconstitution Method: | <ol style="list-style-type: none"> 1. Centrifuge at 5,000xg for 5min. 2. Carefully open the tube and add 100ul of sterile water to dissolve the DNA. 3. Close the tube and incubate for 10 minutes at room temperature. 4. Briefly vortex the tube and then do a quick spin (less than 5000xg) to concentrate the liquid at the bottom. 5. Store the suspended plasmid at -20°C. The DNA is stable for at least one year from date of shipping when stored at -20°C. |
| RefSeq: | NM_023655.2 , NP_076144.2 |
| RefSeq Size: | 2830 bp |
| RefSeq ORF: | 1764 bp |
| Locus ID: | 72169 |
| UniProt ID: | Q8R2Q0 |
| Cytogenetics: | 9 A5.1 |
| MW: | 65.8 kDa |
| Gene Summary: | Plays a crucial role in the regulation of macrophage activation in response to viral or bacterial infections within the respiratory tract. Mechanistically, TRIM29 interacts with IKBKG/NEMO in the lysosome where it induces its 'Lys-48' ubiquitination and subsequent degradation. In turn, the expression of type I interferons and the production of proinflammatory cytokines are inhibited. Additionally, induces the 'Lys-48' ubiquitination of TMEM173/STING in a similar way, leading to its degradation.[UniProtKB/Swiss-Prot Function] |

Product images:



Circular map for MR209159