OriGene Technologies, Inc.
9620 Medical Center Drive, Ste 200
Rockville, MD 20850, US
Phone: +1-888-267-4436
https://www.origene.com
techsupport@origene.com
EU: info-de@origene.com
CN: techsupport@origene.cn

Product datasheet for MR208039

Aldh1a1 (NM_013467) Mouse Tagged ORF Clone

Product data:

Product Type:	Expression Plasmids
Product Name:	Aldh1a1 (NM_013467) Mouse Tagged ORF Clone
Tag:	Myc-DDK
Symbol:	Aldh1a1
Synonyms:	Ahd-2; Ahd2; Aldh1; Aldh1a2; E1; Raldh1
Mammalian Cell Selection:	Neomycin
Vector:	pCMV6-Entry (PS100001)
E. coli Selection:	Kanamycin (25 ug/mL)

View online »

This product is to be used for laboratory only. Not for diagnostic or therapeutic use.
©2024 OriGene Technologies, Inc., 9620 Medical Center Drive, Ste 200, Rockville, MD 20850, US

ORF Nucleotide Sequence:

>MR208039 representing NM_013467
Red=Cloning site Blue=ORF Green=Tags(s)

TTTTGTAATACGACTCACTATAGGGCGGCCGGGAATTCGTCGACTGGATCCGGTACCGAGGAGATCTGCC
GCCGCGATCGCC

ATGTCTTCGCCTGCACAACCTGCAGTCCCTGCCCCACTGGCCGACTTGAAGATTCAACATACCAAGATCT
TCATAAACAATGAATGGCACAATTCAGTGAGCGGCAAGAAATTTCCAGTTCTTAACCCTGCAACTGAGGA
GGTCATCTGCCACGTGGAAGAAGGGGACAAGGCTGATGTTGACAAAGCTGTGAAGGCTGCAAGACAGGCT
TTCCAGATTGGCTCTCCATGGCGCACCATGGATGCTTCAGAGAGGGGCCGCCTGCTGAACAAGCTGGCTG
ACTTAATGGAGAGAGATCGTCTGCTGCTAGCTACAATGGAGGCACTCAATGGTGGGAAAGTCTTTGCCAA
TGCATACTTGTCGGATTTAGGAGGCTGCATAAAAGCATTAAAGTACTGTGCAGGCTGGGCTGACAAGATT
CATGGTCAAACAATACCAAGTGATGGAGACATTTTCACTTATACAAGACGTGAACCTATTGGAGTGTGTG
GCCAAATCATCCCCTGGAATTTTCCAATGCTCATGTTCATTTGGAAGATAGGCCCTGCCCTTAGCTGTGG
GAATACCGTGGTTGTCAAGCCAGCAGAGCAAACTCCTCTCACGGCTCTTCACCTGGCATCTTTAATAAAA
GAGGCAGGGTTTCCTCCTGGCGTGGTAAACATTGTCCCTGGTTATGGGCCAACTGCAGGGGCAGCCATCT
CCTCTCACATGGATGTCGACAAGGTGGCCTTCACTGGATCAACACAGGTTGGCAAGTTAATCAAGGAAGC
TGCAGGGAAAAGCAATCTGAAGAGAGTCACCCTGGAGCTTGGGGGAAAGAGCCCTTGCATTGTGTTTGCA
GATGCCGACTTGGACATTGCTGTTGAGTTTGCACACCATGGAGTGTTTTATCATCAAGGCCAATGCTGTG
TCGCAGCATCCCGGATTTTTGTTGAGGAGTCAGTTTATGATGAGTTTGTGAAAAGGAGTGTTGAGCGAGC
TAAGAAATATGTTCTTGGAAATCCTCTGACCCCAGGAATAAATCAAGGCCCTCAGATTGACAAGGAACAA
CATGATAAAATACTCGATCTCATTGAGAGTGGGAAGAAAGAAGGAGCCAAACTGGAGTGTGGTGGAGGAC
GCTGGGGGAACAAAGGCTTCTTTGTGCAGCCCACAGTGTTCTCCAACGTGACTGATGAGATGCGCATTGC
CAAAGAGGAGATATTTGGACCAGTGCAACAAATCATGAAGTTTAAGTCTGTAGATGATGTGATCAAGAGA
GCAAACAATACTACCTATGGTTTAGCAGCAGGACTCTTCACTAAAGACCTGGATAAGGCCATCACTGTGT
CATCTGCTCTGCAGGCTGGGGTGGTGTGGGTTAACTGCTATATGATGTTGTCAGCCCAGTGCCCCTTCGG
TGGATTCAAGATGTCTGGAAATGGAAGAGAACTGGGTGAACATGGTCTTTATGAATACACTGAGCTCAAG
ACAGTCGCAATGAAGATATCTCAGAAGAACTCC

ACGCGTACGCGGCCGCTCGAGCAGAAACTCATCTCAGAAGAGGATCTGGCAGCAAATGATATCCTGGATT
ACAAGGATGACGACGATAAGGTTTAA

Protein Sequence:

>MR208039 representing NM_013467
Red=Cloning site Green=Tags(s)

MSSPAQPAVPAPLADLKIQHTKIFINNEWHNSVSGKKFPVLNPATEEVICHVEEGDKADVDKAVKAARQA
FQIGSPWRTMDASERGRLLNKLADLMERDRLLLATMEALNGGKVFANAYLSDLGGCIKALKYCAGWADKI
HGQTIPSDGDIFTYTRREPIGVCGQIIPWNFPMLMFIWKIGPALSCGNTVVVKPAEQTPLTALHLASLIK
EAGFPPGVVNIVPGYGPTAGAAISSHMDVDKVAFTGSTQVGKLIKEAAGKSNLKRVTLELGGKSPCIVFA
DADLDIAVEFAHHGVFYHQGQCCVAASRIFVEESVYDEFVKRSVERAKKYVLGNPLTPGINQGPQIDKEQ
HDKILDLIESGKKEGAKLECGGGRWGNKGFFVQPTVFSNVTDEMRIAKEEIFGPVQQIMKFKSVDDVIKR
ANNTTYGLAAGLFTKDLDKAITVSSALQAGVVWVNCYMMLSAQCPFGGFKMSGNGRELGEHGLYEYTELK
TVAMKISQKNS

TRTRPLEQKLISEEDLAANDILDYKDDDDKV

Restriction Sites: SgfI-MluI

This product is to be used for laboratory only. Not for diagnostic or therapeutic use.
©2024 OriGene Technologies, Inc., 9620 Medical Center Drive, Ste 200, Rockville, MD 20850, US

Cloning Scheme:

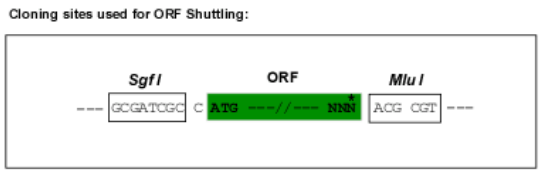

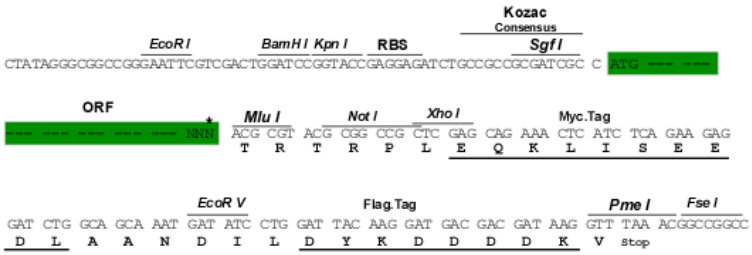

* The last codon before the Stop codon of the ORF

ACCN: NM_013467

ORF Size: 1503 bp

OTI Disclaimer: The molecular sequence of this clone aligns with the gene accession number as a point of reference only. However, individual transcript sequences of the same gene can differ through naturally occurring variations (e.g. polymorphisms), each with its own valid existence. This clone is substantially in agreement with the reference, but a complete review of all prevailing variants is recommended prior to use. More info

OTI Annotation: This clone was engineered to express the complete ORF with an expression tag. Expression varies depending on the nature of the gene.

Components: The ORF clone is ion-exchange column purified and shipped in a 2D barcoded Matrix tube containing 10ug of transfection-ready, dried plasmid DNA (reconstitute with 100 ul of water).

Reconstitution Method:
1. Centrifuge at 5,000xg for 5min.
2. Carefully open the tube and add 100ul of sterile water to dissolve the DNA.
3. Close the tube and incubate for 10 minutes at room temperature.
4. Briefly vortex the tube and then do a quick spin (less than 5000xg) to concentrate the liquid at the bottom.
5. Store the suspended plasmid at -20°C. The DNA is stable for at least one year from date of shipping when stored at -20°C.

Note: Plasmids are not sterile. For experiments where strict sterility is required, filtration with 0.22um filter is required.

RefSeq: NM_013467.2

RefSeq Size: 2032 bp

RefSeq ORF: 1506 bp

Locus ID: 11668

This product is to be used for laboratory only. Not for diagnostic or therapeutic use.
©2024 OriGene Technologies, Inc., 9620 Medical Center Drive, Ste 200, Rockville, MD 20850, US

UniProt ID:	P24549
Cytogenetics:	19 13.91 cM
MW:	54.9 kDa
Gene Summary:	Can convert/oxidize retinaldehyde to retinoic acid. Binds free retinal and cellular retinol-binding protein-bound retinal (By similarity). May have a broader specificity and oxidize other aldehydes in vivo (By similarity).[UniProtKB/Swiss-Prot Function]

Product images:

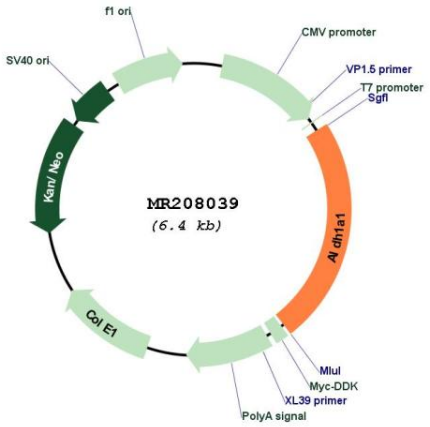

Circular map for MR208039

This product is to be used for laboratory only. Not for diagnostic or therapeutic use.
©2024 OriGene Technologies, Inc., 9620 Medical Center Drive, Ste 200, Rockville, MD 20850, US