

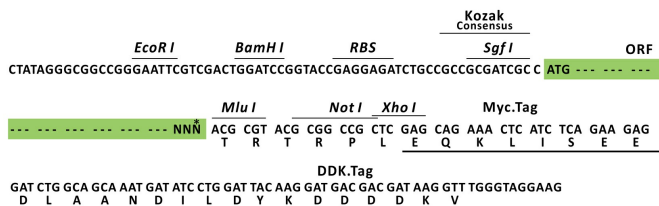
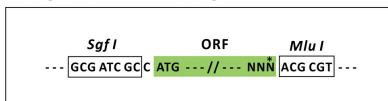
Product datasheet for MR207423L3

Serpinc1 (NM_080844) Mouse Tagged Lenti ORF Clone

Product data:

Product Type:	Expression Plasmids
Product Name:	Serpinc1 (NM_080844) Mouse Tagged Lenti ORF Clone
Tag:	Myc-DDK
Symbol:	Serpinc1
Synonyms:	A1114908; At-3; At3; ATIII
Mammalian Cell Selection:	Puromycin
Vector:	pLenti-C-Myc-DDK-P2A-Puro (PS100092)
E. coli Selection:	Chloramphenicol (34 ug/mL)
ORF Nucleotide Sequence:	The ORF insert of this clone is exactly the same as(MR207423).
Restriction Sites:	SgfI-MluI
Cloning Scheme:	

Cloning sites used for ORF Shuttling:



* The last codon before the Stop codon of the ORF.

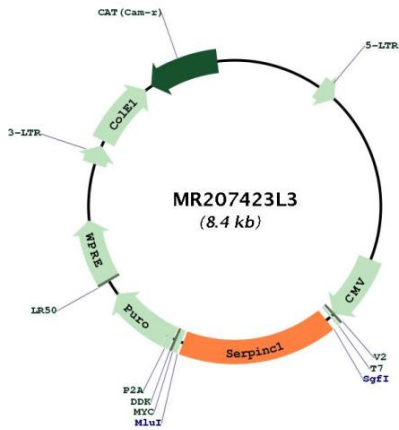
ACCN:	NM_080844
ORF Size:	1398 bp



[View online »](#)

OTI Disclaimer:	The molecular sequence of this clone aligns with the gene accession number as a point of reference only. However, individual transcript sequences of the same gene can differ through naturally occurring variations (e.g. polymorphisms), each with its own valid existence. This clone is substantially in agreement with the reference, but a complete review of all prevailing variants is recommended prior to use. More info
OTI Annotation:	This clone was engineered to express the complete ORF with an expression tag. Expression varies depending on the nature of the gene.
Components:	The ORF clone is ion-exchange column purified and shipped in a 2D barcoded Matrix tube containing 10ug of transfection-ready, dried plasmid DNA (reconstitute with 100 ul of water).
Reconstitution Method:	<ol style="list-style-type: none">1. Centrifuge at 5,000xg for 5min.2. Carefully open the tube and add 100ul of sterile water to dissolve the DNA.3. Close the tube and incubate for 10 minutes at room temperature.4. Briefly vortex the tube and then do a quick spin (less than 5000xg) to concentrate the liquid at the bottom.5. Store the suspended plasmid at -20°C. The DNA is stable for at least one year from date of shipping when stored at -20°C.
RefSeq:	NM_080844.3
RefSeq Size:	2171 bp
RefSeq ORF:	1398 bp
Locus ID:	11905
UniProt ID:	P32261
Cytogenetics:	1 69.75 cM
Gene Summary:	Most important serine protease inhibitor in plasma that regulates the blood coagulation cascade. AT-III inhibits thrombin, matriptase-3/TMPRSS7, as well as factors IXa, Xa and XIa. Its inhibitory activity is greatly enhanced in the presence of heparin (By similarity). [UniProtKB/Swiss-Prot Function]

Product images:



Circular map for MR207423L3