

Product datasheet for MR206554

Hnrnpf (NM_133834) Mouse Tagged ORF Clone

Product data:

Product Type:	Expression Plasmids
Product Name:	Hnrnpf (NM_133834) Mouse Tagged ORF Clone
Tag:	Myc-DDK
Symbol:	Hnrnpf
Synonyms:	4833420I20Rik; AA407306; Hnrpf
Mammalian Cell Selection:	Neomycin
Vector:	pCMV6-Entry (PS100001)
E. coli Selection:	Kanamycin (25 ug/mL)
ORF Nucleotide Sequence:	>MR206554 ORF sequence Red=Cloning site Blue=ORF Green=Tags(s)

TTTTGTAATACGACTCACTATAGGGCGGCCGGAATTCGTCGACTGGATCCGGTACCGAGGAGATCTGCC
GCC**CGGATCGCC**

ATGATGCTGGGCCCTGAGGGAGGTGAAGGCTATGTGGTCAAACCTCCGTGGCCTACCTGGTCTGCTCAA
TTGAGGACGTACAAAACCTCCTCCTCGACTGCACAATTCATGATGGGGTGCAGGTGTTCAATTCATTTA
TACTAGAGAAGGCAGGCAGAGTGGTGGGCTTTTGTGAACTTGAGTCAGAAGATGATGAAAATTGGCT
CTGAAAAAAGACAGGGAAAGCATGGGACACCGGTATATTGAGGTGTTCAAGTCACACAGAACCGAGATGG
ATTGGGTGTTGAAGCACAGTGGTCCAAACAGCGCCGACAGTGCCAATGATGGCTTTGTGAGGCTTCGGGG
ACTCCCATTTGGATGCACAAAGGAAGAAATCGTTCAGTTCCTCTCAGGGTTGAAAATTGTGCCAAACGGG
ATCACACTACCTGTGGACCCGGAAGCAAGATTACAGGGGAGGCCCTTCGTTTCAGTTTGCCTCACAAAGAGT
TAGCTGAGAAAGCTTTAGGGAAGCACAAGGAGAGAATAGGGCACAGGTATATTGAAGTGTAAAGAGCAG
TCAGGAGGAAGTTAGATCATACTCAGATCCACCTCTGAAGTTTATGTCTGTGCAAAGGCCTGGGCCTTAT
GACAGGCCTGGCACAGCCCGGAGGTACATTGGCATTGTGAAACAGGCAGGTCTGGATAGGATGAGGTCTG
GTGCCTATAGTGCAGGCTATGGGGCTATGAAGAATACAGTGGCCTCAGTGATGGCTATGGCTTACCAC
TGACCTGTTTGGGAGAGACCTCAGTATTGTCTCTCAGGAATGTATGACCACAGATATGGAGACAGCGAG
TTCACAGTGCAGAGCACACCAGCCACTGCGTCCACATGAGAGGGCTGCCCTACAAGCAACGGAGAACG
ACATTTACAACCTTCTCTCCACTCAACCCTGTGAGAGTTCATATTGAGATTGGTCTGATGGAAGAGT
GACGGGAGAAGCTGATGTTGAGTTTGCTACTCATGAAGAAGCAGTGGCAGCTATGTCCAAGGACAGGGCC
AACATGCAGCACAGATACATAGAACTCTTCTGAATTCACAACAGGGGCTAGCAATGGGCTTATAGCA
GCCAGGTGATGCAGGCATGGGCGTGTGAGTCCAGCTGCCAGGCAACTTACAGTGGCCTGGAGACCGAGT
GAGTGGCTGTTACGGGGCCGGCTACAGCGGTGAGAACAGCATGGGCGGATATGAT

ACGGCTACGGGGCCGCTCGAGCAGAAAACCTCATCTCAGAAGAGGATCTGGCAGCAAATGATATCCTGGATT
ACAAGGATGACGACGATAAGGTTTAA



[View online »](#)

Protein Sequence: >MR206554 protein sequence
Red=Cloning site Green=Tags(s)

MMLGPEGGEGYVVKLRGLPWSCSIEDVQNFLSDCTIHDGVAGVHFITYTREGRQSGEAFVELESEDDVKLA
 LKKDRESMGHRYIEVFKSHRTEMDWVLKHSGPNSADSANDGFVRLRGLPFGCTKEEIVQFFSGLEIVPNG
 ITLPVDPGKITGEAFVQFASQELA EKALGKHKERIGHRYIEVFKSSQEEVRSYSDPPLKFMSVQRPGPY
 DRPGTARRYIGIVKQAGLDRMRSGAYSAGYGGYEEYSGLSGDYGF TTDLFGRDLSYCLSGMYDHRYGDE
 FTVQSTTGHCVHMRGLPYKATENDIYNFFSPLNPVRVHIEIGPDGRVTGEADVEFATHEEAVAAMSKDRA
 NMQHRYIELFLNSTTGASNGAYSSQVMQMGVSAQAATYSGLESQSVSGCYGAGYSGQNSMGGYD

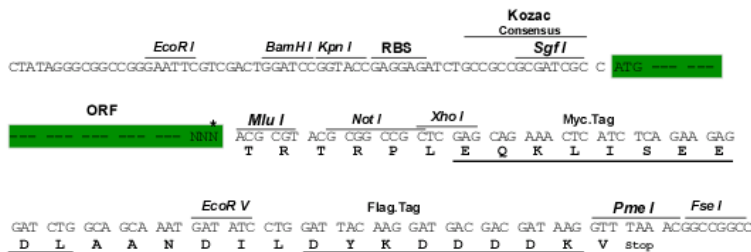
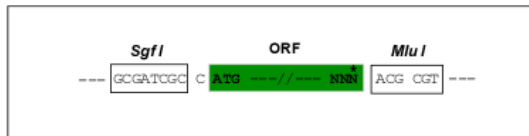
TRTRPLEQKLISEEDLAANDILDYKDDDDKV

Restriction Sites:

SgfI-MluI

Cloning Scheme:

Cloning sites used for ORF Shuttling:



* The last codon before the Stop codon of the ORF

ACCN: NM_133834

ORF Size: 1248 bp

OTI Disclaimer: The molecular sequence of this clone aligns with the gene accession number as a point of reference only. However, individual transcript sequences of the same gene can differ through naturally occurring variations (e.g. polymorphisms), each with its own valid existence. This clone is substantially in agreement with the reference, but a complete review of all prevailing variants is recommended prior to use. [More info](#)

OTI Annotation: This clone was engineered to express the complete ORF with an expression tag. Expression varies depending on the nature of the gene.

Components: The ORF clone is ion-exchange column purified and shipped in a 2D barcoded Matrix tube containing 10ug of transfection-ready, dried plasmid DNA (reconstitute with 100 ul of water).

Reconstitution Method:

1. Centrifuge at 5,000xg for 5min.
2. Carefully open the tube and add 100ul of sterile water to dissolve the DNA.
3. Close the tube and incubate for 10 minutes at room temperature.
4. Briefly vortex the tube and then do a quick spin (less than 5000xg) to concentrate the liquid at the bottom.
5. Store the suspended plasmid at -20°C. The DNA is stable for at least one year from date of shipping when stored at -20°C.

RefSeq: [NM_133834.2](#), [NP_598595.1](#)

RefSeq Size: 2179 bp

RefSeq ORF: 1248 bp

Locus ID: 98758

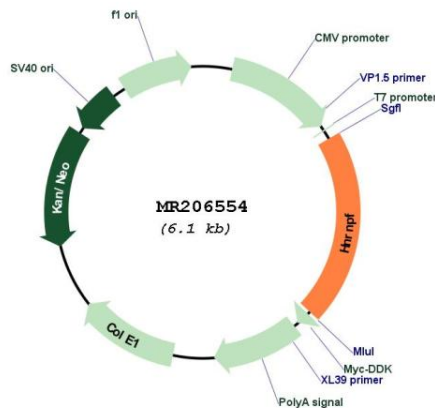
UniProt ID: [Q9Z2X1](#)

Cytogenetics: 6 F1

MW: 45.7 kDa

Gene Summary: Component of the heterogeneous nuclear ribonucleoprotein (hnRNP) complexes which provide the substrate for the processing events that pre-mRNAs undergo before becoming functional, translatable mRNAs in the cytoplasm. Plays a role in the regulation of alternative splicing events. Binds G-rich sequences in pre-mRNAs and keeps target RNA in an unfolded state (By similarity).[UniProtKB/Swiss-Prot Function]

Product images:



Circular map for MR206554