

## Product datasheet for MR206428

### Amdhd2 (NM\_172935) Mouse Tagged ORF Clone

#### Product data:

Product Type:	Expression Plasmids
Product Name:	Amdhd2 (NM_172935) Mouse Tagged ORF Clone
Tag:	Myc-DDK
Symbol:	Amdhd2
Synonyms:	5730457F11Rik
Mammalian Cell Selection:	Neomycin
Vector:	pCMV6-Entry (PS100001)
E. coli Selection:	Kanamycin (25 ug/mL)
ORF Nucleotide Sequence:	>MR206428 ORF sequence Red=Cloning site Blue=ORF Green=Tags(s)

TTTTGTAATACGACTCACTATAGGGCGGCCGGAATTCGTCGACTGGATCCGGTACCGAGGAGATCTGCC  
GCC**CGATCGCC**

ATGCGTAGCGGGCAGTGTGCAGCGGGGGCCCCGGTGTCCAGTTCACCAACTGCCGCATCCTGCGTGGCG  
GCACGCTCCTCAGGGAGGATCTGTGGGTGCGCGGGGGCCGAATCCTGGACCCAGAAAAGCTGTTTTTTGA  
GGAGAGGCGTGTGGCTGATGAGCAGCGGGACTGCGGAGGCCGCATCCTGGCGCCTGGCTTTATCGATGTG  
CAGATCAACGGTGGATTTGGTGTGACTTCTCCAAGGCTACGGAGGACGTGGGTTCCGGGGTCCGCCCTAG  
TGGCCCGGAGGCTCCTGTCCCACGGTGTACCTCCTTCTGTCCCACCCTGGTACCTCCCCACCAGAGGT  
TTATCACAAAGTCTTCCCTCAGATCCCTGTGAAGAGTGGAGGTCCCATGGGGCAGGGGTCTCGGGGTG  
CACTTGGAGGGGCCATTATCAGCCGGGAAAAGCGGGGTGCACACCCTGAGGCCTACCTCCGCTCCTTTG  
AAGCCAATGCTTTTCATGATGTGTTGGCCACATATGGGCCCTGGACAACGTCTGCATTGTGACACTTGC  
CCCTGAACTAGACCGGAGCCATGAAGTATCCAGGCACTGACAGCCAAAGGCATCCGTGTGTCTTAGGG  
CACTCAGTGGCCGACCTGCGGGCTGCAGAAGTGGCAGTGCAGAGTGGGGCCACCTTCACTCACTCT  
TCAATGCCATGTTGCCTTCCACCACCGTGACCAGGCATAGTAGGGCTTCTGACCAGTGACCAGCTGCC  
CCCAGGCCACTGCATCTTCTATGGGATGATTGCTGATGGCATAACACCAACCCTGCAGCTCTGCGCATT  
GCTCACCGGGCCATCCCCAGGGGCTGGTGTGTCAGTACTGCTGTCCCTGCCCTGGGCTTGGGCAATG  
GCCGCCATACGCTGGGACAGCAGGAGGTGGAGGTAGATGGGCTAATAGCGTACATTGCAGGCACCAAGAC  
ACTGGGTGGCAGCATAGCCCCATGGATGTGTGCGTCCGGCATTTCCTGCAGGCTACAGGCTGTAGTGTG  
GAGTCGGCCCTGGAAGCTGCCTCCCTCCACCCTGCCAGATGCTGGGGCTGGAGAAGACCAAGGGGAGCC  
TGGACTTTGGTGTGATGCAGACTTTGTGGTGTCTGACGACACTCTCCATGTCCAGGCCACTTACATCTC  
TGGTGAAGTGGTGTGGCAGGCAGAGGAAGCTGGGCCG

**ACGCGT**ACGCGGCCGCTCGAGCAGAAACTCATCTCAGAAGAGGATCTGGCAGCAATGATATCCTGGATT  
ACAAGGATGACGACGATAAGGTTTAA



[View online »](#)

**Protein Sequence:** >MR206428 protein sequence  
Red=Cloning site Green=Tags(s)

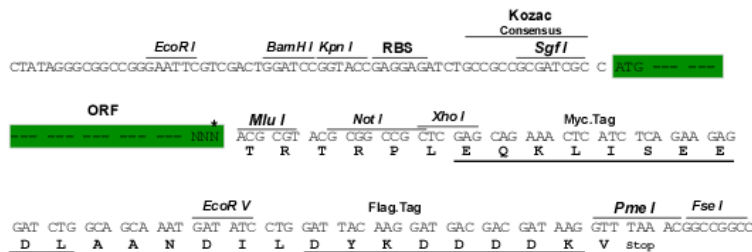
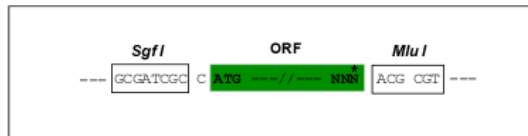
MRSQGCAAGAPVLQFTNCRILRGGTLLREDLWVRGGRILDPEKLFFEERRVADEQRDCGGRILAPGFIDV  
 QINGGFGVDFSKATEDVGSVALVARRLLSHGVT SFCPTLVTSPPEVYHKVLPQIPVKSGGPHGAGVLGV  
 HLEGPFISREKRGAPAYLRSFEANAFHDVLTATYGPLDNVCIVTLAPELDRSHEVIQALTAQGIRVSLG  
 HSVADLRAAEVAVQSGATFITHLFNAMLPFHHRDPGIVGLLTSQQLPPGHCIFYGMIAADGIHTNPAALRI  
 AHRAHPQGLVLVTDVAVPALGLGNRHTLGGQVEVDGLIAYIAGTKTLGGSIAIPMDVCVRHFLQATGCSV  
 ESALEAASLHPAQLGLEKTKGSLDFGADADFVVLDDTLHVQATYISGELVWQAEAEAGP

TRTRPLEQKLISEEDLAANDILDYKDDDDKV

**Restriction Sites:** SgfI-MluI

**Cloning Scheme:**

Cloning sites used for ORF Shuttling:



\* The last codon before the Stop codon of the ORF

**ACCN:** NM\_172935

**ORF Size:** 1230 bp

**OTI Disclaimer:** The molecular sequence of this clone aligns with the gene accession number as a point of reference only. However, individual transcript sequences of the same gene can differ through naturally occurring variations (e.g. polymorphisms), each with its own valid existence. This clone is substantially in agreement with the reference, but a complete review of all prevailing variants is recommended prior to use. [More info](#)

**OTI Annotation:** This clone was engineered to express the complete ORF with an expression tag. Expression varies depending on the nature of the gene.

**Components:** The ORF clone is ion-exchange column purified and shipped in a 2D barcoded Matrix tube containing 10ug of transfection-ready, dried plasmid DNA (reconstitute with 100 ul of water).

**Reconstitution Method:**

1. Centrifuge at 5,000xg for 5min.
2. Carefully open the tube and add 100ul of sterile water to dissolve the DNA.
3. Close the tube and incubate for 10 minutes at room temperature.
4. Briefly vortex the tube and then do a quick spin (less than 5000xg) to concentrate the liquid at the bottom.
5. Store the suspended plasmid at -20°C. The DNA is stable for at least one year from date of shipping when stored at -20°C.

**RefSeq:** [NM\\_172935.3](#)

**RefSeq Size:** 1463 bp

**RefSeq ORF:** 1230 bp

**Locus ID:** 245847

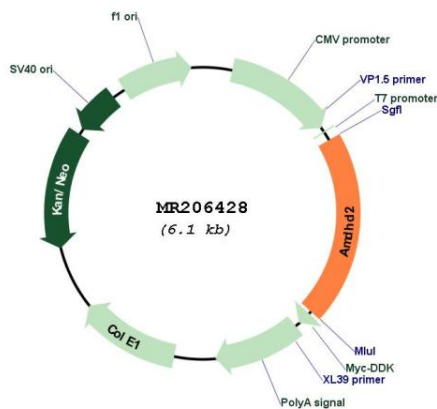
**UniProt ID:** [Q8JZV7](#)

**Cytogenetics:** 17 A3.3

**MW:** 43.5 kDa

**Gene Summary:** Hydrolyzes the N-glycolyl group from N-glycolylglucosamine 6-phosphate (GlcNGc-6-P) in the N-glycolyneuraminic acid (Neu5Gc) degradation pathway.[UniProtKB/Swiss-Prot Function]

### Product images:



Circular map for MR206428