

## Product datasheet for **MR205973**

### **B4galt6 (NM\_019737) Mouse Tagged ORF Clone**

#### Product data:

Product Type:	Expression Plasmids
Product Name:	B4galt6 (NM_019737) Mouse Tagged ORF Clone
Tag:	Myc-DDK
Symbol:	B4galt6
Synonyms:	AA536803; AU022389
Mammalian Cell Selection:	Neomycin
Vector:	pCMV6-Entry (PS100001)
E. coli Selection:	Kanamycin (25 ug/mL)
ORF Nucleotide Sequence:	>MR205973 ORF sequence Red=Cloning site Blue=ORF Green=Tags(s)

TTTTGTAATACGACTCACTATAGGGCGCCGGGAATTCGTCGACTGGATCCGGTACCGAGGAGATCTGCC  
GCC**CGGATCGCC**

ATGTCTGCGCTCAAGCGGATGATGCGGGTCTCCAATCGCTCTCTGATTGCCTTCATCTTCTTCTTCTCC  
TCTCCACGTCCTGTCTACTTTCATCTATGTGGCTCCAGGCATCGCCAACACGTACCTCTTTATGGTACA  
AGCTAGAGGTATCATGCTGAGAGAGAATGTGAAAACAATTGGACACATGATCAGGCTGTATACCAATAAA  
AACACTACGCTCAACGGAACAGATTATCCTGAAGGCAATAATACAAGTACTATCTTGTCAAACAACAA  
CGTATCTCCGAAAACCTCACGTATTTGCCACACCTCCCCTGTCCAGAGAAGCTGCCTTACATGCGGGG  
ATTCTCAGTGCAATGTGAGTGAGATCAGTTTTGATGAAGTCCATCAGCTCTTCTCCAAGGACTCAGAG  
ATTGGGCCAGGAGGCCACTGGAGGCCAAAGACTGCAAGCCCAGATGGAAGGTGGCAGTTCTCATCCCT  
TCCGTAACCGCCATGAACATCTTCCGATTTTTTCTGCACCTGATTCGATGCTCCAGAAAACAGCGGCT  
GGAATTTGCCTTTTATGTCATCGAACAGACCGGCACACAACCAATCAATCGTGCGATGCTCTTAAATGTG  
GGTTTCAAAGAGGCCATGAAAGACAGAGCCTGGGACTGTGTGATCTTCCATGATGTGGATCATCTGCCTG  
AAAATGATCGGAACACTACTACGGATGTGGAGAGATGCCCGGCACCTTGCAGCGAAGCTGGACAAGTACAT  
GTACATTTCTCCATAAAGGAGTTTTTGGTGGGTGAGTGGCCTGACGGTGGAGCAATTCAGGAAGATC  
AACGGCTTTCCCAATGCCTTCTGGGATGGGAGGCGAGGACGATGACCTTTGGAACAGATTCCTACTAGC  
CCGGTACAATGTAACCCGGCCAGAAGGGACTTGGGAAAATACATATCTATTCCCTCATCACCATCGAGG  
GGAGGTACAGTTCTAGGACGGTATAAATACTTCGGTATTCCAAGGAGCGGCAGTACATCGATGGACTG  
AACAAATTTATTATACACCCAAAATACTGGTTGATAGGCTGTATACAAATATATCTGTA AACCTCATGC  
CAGAATTAGCTCCAATTGAAGACTAT

**ACGGT**ACGCGGCCGCTCGAGCAGAAAACCTCATCTCAGAAGAGGATCTGGCAGCAATGATATCCTGGATT  
ACAAGGATGACGACGATAAGGTTTAA



[View online >](#)

**Protein Sequence:** >MR205973 protein sequence  
 Red=Cloning site Green=Tags(s)

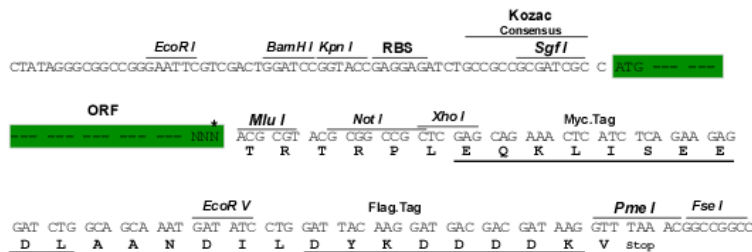
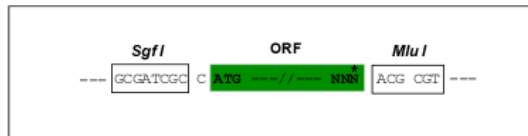
MSALKRMMRVSNRSLIAFIFFFLSTSLYFIYVAPGIANITYLFMVQARGIMLRENVKTIghMIRLYTNK  
 NTTLNGTDYPEGNNTSDYLVQTTTYLPQNFTYLPHLPCPEKLPYMRGFLSVNVEISFDEVHQLFSKDSE  
 IGPGGHWRPKDKCKPRWKVAVLIPFRNRHEHLPIFFLHLIPMLQKQRLEAFYVIEQTGTQPFNRAMLFNV  
 GFKEAMKDRAWDVCVIFHDVDHLPENDRNYYGCGEMPRHFAAKLDKMYIILPYKEFFGGVSGLTVEQFRKI  
 NGFPNAFWGWWGDDDLWNRVHYAGYNVTRPEGDLGKYISIPHHHRGEVQFLGRYKLLRYSKERQYIDGL  
 NNLLYTPKILVDRLYTNIsvNLMPELAPIEDY

TRTRPLEQKLISEEDLAANDILDYKDDDDKV

**Restriction Sites:** SgfI-MluI

**Cloning Scheme:**

Cloning sites used for ORF Shuttling:



\* The last codon before the Stop codon of the ORF

**ACCN:** NM\_019737

**ORF Size:** 1149 bp

**OTI Disclaimer:** The molecular sequence of this clone aligns with the gene accession number as a point of reference only. However, individual transcript sequences of the same gene can differ through naturally occurring variations (e.g. polymorphisms), each with its own valid existence. This clone is substantially in agreement with the reference, but a complete review of all prevailing variants is recommended prior to use. [More info](#)

**OTI Annotation:** This clone was engineered to express the complete ORF with an expression tag. Expression varies depending on the nature of the gene.

**Components:** The ORF clone is ion-exchange column purified and shipped in a 2D barcoded Matrix tube containing 10ug of transfection-ready, dried plasmid DNA (reconstitute with 100 ul of water).

**Reconstitution Method:**

1. Centrifuge at 5,000xg for 5min.
2. Carefully open the tube and add 100ul of sterile water to dissolve the DNA.
3. Close the tube and incubate for 10 minutes at room temperature.
4. Briefly vortex the tube and then do a quick spin (less than 5000xg) to concentrate the liquid at the bottom.
5. Store the suspended plasmid at -20°C. The DNA is stable for at least one year from date of shipping when stored at -20°C.

**RefSeq:** [NM\\_019737.2](#), [NP\\_062711.1](#)

**RefSeq Size:** 5808 bp

**RefSeq ORF:** 1149 bp

**Locus ID:** 56386

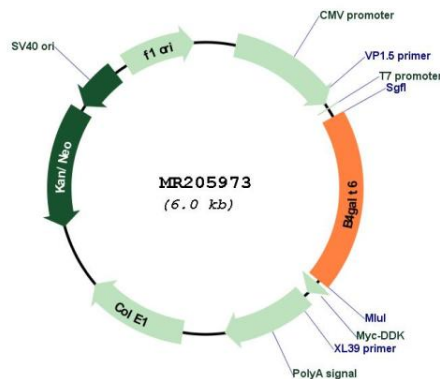
**UniProt ID:** [Q9WVK5](#)

**Cytogenetics:** 18 A2

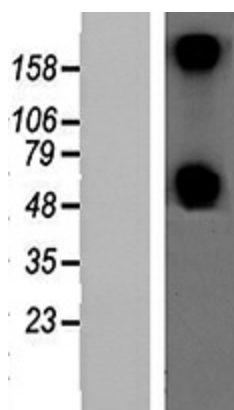
**MW:** 44.8 kDa

**Gene Summary:** Catalyzes the synthesis of lactosylceramide (LacCer) via the transfer of galactose from UDP-galactose to glucosylceramide (GlcCer) (PubMed:23882130, PubMed:30114188). LacCer is the starting point in the biosynthesis of all gangliosides (membrane-bound glycosphingolipids) which play pivotal roles in the CNS including neuronal maturation and axonal and myelin formation (PubMed:30114188).[UniProtKB/Swiss-Prot Function]

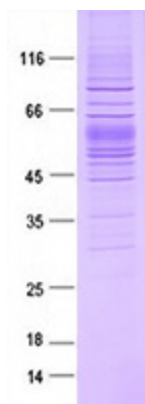
### Product images:



Circular map for MR205973



Western validation with an anti-DDK antibody; L: Control HEK293 lysate R: Over-expression lysate



Coomassie blue staining of purified B4galt6 protein (Cat# [TP505973]). The protein was produced from HEK293T cells transfected with B4galt6 cDNA clone (Cat# MR205973) using MegaTran 2.0 (Cat# [TT210002]).