

## Product datasheet for MR205944

### Prokr2 (NM\_144944) Mouse Tagged ORF Clone

#### Product data:

Product Type:	Expression Plasmids
Product Name:	Prokr2 (NM_144944) Mouse Tagged ORF Clone
Tag:	Myc-DDK
Symbol:	Prokr2
Synonyms:	B830005M06Rik; EG-VEGRF2; Gpcr73l1; Gpr73l1; PKR2
Mammalian Cell Selection:	Neomycin
Vector:	pCMV6-Entry (PS100001)
E. coli Selection:	Kanamycin (25 ug/mL)
ORF Nucleotide Sequence:	>MR205944 ORF sequence Red=Cloning site Blue=ORF Green=Tags(s)

TTTTGTAATACGACTCACTATAGGGCGGCCGGAATTCGTCGACTGGATCCGGTACCGAGGAGATCTGCC  
GCC**CGATCGCC**

ATGGGACCCAGAACAGAAACACTAGCTTTGCACCAGACTTGAATCCACCCCAAGACCATGTCTCCTTAA  
ACTACAGTTATGGTGATTATGACCTCCCCTGGGTGAGGATGAGGATGTGACCAAGACACAGACCTTCTT  
TGCAGCCAAAATTGTCATTGGCGTGGCACTGGCAGGCATCATGCTGGTCTGCGGCATTGGCAACTTTGTC  
TTCATTGCTGCCCTCGCCGCTACAAGAAGCTGCGCAACCTTACCAACCTCCTCATTGCTAACCTGGCCA  
TCTCTGACTTCTGGTGGCGATCGTCTGCTGCCCTTTGAGATGGACTATTATGTAGTACGGCAGCTTTC  
CTGGGCGCATGGTCACGTGCTTTGTGCCTCCGTCAACTACCTTCGTACGGTCTCCCTGTACGTCTCCACC  
AACGCTCTGCTGGCCATCGCTATTGACAGATACCTCGCTATTGTCCACCCCTTTGAAACCACGGATGAATT  
ATCAGACCCTTCTTCTGATCGCTTTGGTCTGGATGGTCTCCATCCTCATCGCTGTCCCATCTGCCTA  
CTTCACCACAGAAACCATCCTCGTTATCGTCAAGAATCAAGAAAAATCTTCTGTGGTCAGATCTGGTGC  
GTGGACCAGCAGCTCTACTACAAATCCTACTTCTTCTCGTCTTCGGGCTTGAGTTCTGGTGGTCCCGTGG  
TCACTATGACCCTGTGCTATGCCAGGATCCCCAAGAGCTCTGGTTCAAGGCTGTACCTGGCTTCCAGAC  
GGAGCAAATCCGCAAGCGGCTGCGTTGCCGCCCAAGACAGTGTACTGCTCATGGGCATCCTCACAGCC  
TACGTGCTGTGCTGGGCGCGTTCTATGGCTTTACCATAGTGGAGACTTCTTCCCACGGTAGTTGTGA  
AGGAGAAGCACTACCTCACCGCCTTCTACGTCTGGAGTGCATTGCCATGAGCAACAGCATGATCAATAC  
TATATGCTTCGTGACGGTCAAGAACAACACCATGAAATACTTCAAGAAGATGCTGCGGCTCCACTGGCGG  
CCCTCTACTACGGGAGTAAGTCCAGCGCTGACCTCGACCTCAAACCAGCGGGGTGCCTGCCACTGAAG  
AGGTGGATTGTATCAGACTAAAG

**ACGCGT**ACGCGGCCGCTCGAGCAGAAACTCATCTCAGAAGAGGATCTGGCAGCAAATGATATCCTGGATT  
ACAAGGATGACGACGATAAGGTTTAA



[View online >](#)

**Protein Sequence:** >MR205944 protein sequence  
 Red=Cloning site Green=Tags(s)

MGPQNRNTSFAPDLNPPQDHVSLNYSYGDYDLPLGEDEDVTKTQTFFAAKIVIGVALAGIMLVCGIGNFV  
 FIAALARYKKLRNLNLLIANLAISDFLVAIVCCPFEMDYVVVRQLSWAHGHVLCASVNYLRTVSLYVST  
 NALLAIAIDRYLAIVHPLKPRMNYQTASFLIALVMMVSILIAVPSAYFTTETILVIVKNQEKIFCGQIWS  
 VDQQLYKSYFLFVFGLEFVGPVVTMTLCYARIPQELWFKAVPGFQTEQIRKRLRCRRKTVLLLMGILTA  
 YVLCWAPFYGFTIVRDFPTVVVKEKHLYLAFYVVECIAMNSMINTICFVTVKNNMTMKYFKMKMLRLHWR  
 PSHYGSKSSADLDLKTSGVPATEEVDCIRLK

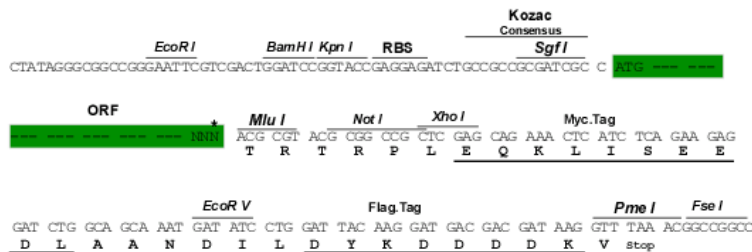
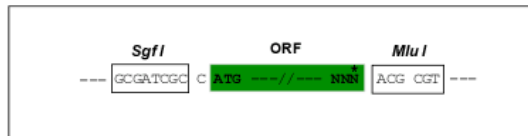
TRTRPLEQKLISEEDLAANDILDYKDDDDKV

**Restriction Sites:**

SgfI-MluI

**Cloning Scheme:**

Cloning sites used for ORF Shuttling:



\* The last codon before the Stop codon of the ORF

**ACCN:** NM\_144944

**ORF Size:** 1146 bp

**OTI Disclaimer:** The molecular sequence of this clone aligns with the gene accession number as a point of reference only. However, individual transcript sequences of the same gene can differ through naturally occurring variations (e.g. polymorphisms), each with its own valid existence. This clone is substantially in agreement with the reference, but a complete review of all prevailing variants is recommended prior to use. [More info](#)

**OTI Annotation:** This clone was engineered to express the complete ORF with an expression tag. Expression varies depending on the nature of the gene.

**Components:** The ORF clone is ion-exchange column purified and shipped in a 2D barcoded Matrix tube containing 10ug of transfection-ready, dried plasmid DNA (reconstitute with 100 ul of water).

**Reconstitution Method:**

1. Centrifuge at 5,000xg for 5min.
2. Carefully open the tube and add 100ul of sterile water to dissolve the DNA.
3. Close the tube and incubate for 10 minutes at room temperature.
4. Briefly vortex the tube and then do a quick spin (less than 5000xg) to concentrate the liquid at the bottom.
5. Store the suspended plasmid at -20°C. The DNA is stable for at least one year from date of shipping when stored at -20°C.

**RefSeq:** [NM\\_144944.2](#), [NP\\_659193.2](#)

**RefSeq Size:** 4533 bp

**RefSeq ORF:** 1146 bp

**Locus ID:** 246313

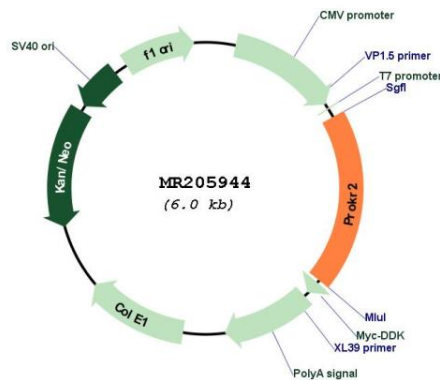
**UniProt ID:** [Q8K458](#)

**Cytogenetics:** 2 F2

**MW:** 43.4 kDa

**Gene Summary:** Receptor for prokineticin 2. Exclusively coupled to the G(q) subclass of heteromeric G proteins. Activation leads to mobilization of calcium, stimulation of phosphoinositide turnover and activation of p44/p42 mitogen-activated protein kinase (By similarity). [UniProtKB/Swiss-Prot Function]

### Product images:



Circular map for MR205944