

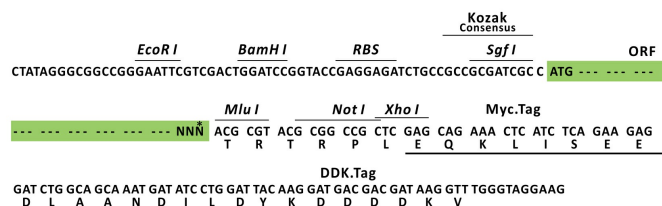
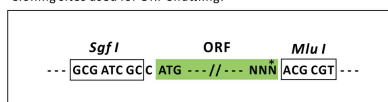
Product datasheet for MR205939L3

Wnt5a (NM_009524) Mouse Tagged Lenti ORF Clone

Product data:

Product Type:	Expression Plasmids
Product Name:	Wnt5a (NM_009524) Mouse Tagged Lenti ORF Clone
Tag:	Myc-DDK
Symbol:	Wnt5a
Synonyms:	8030457G12Rik; Wnt-5a
Mammalian Cell Selection:	Puromycin
Vector:	pLenti-C-Myc-DDK-P2A-Puro (PS100092)
E. coli Selection:	Chloramphenicol (34 ug/mL)
ORF Nucleotide Sequence:	The ORF insert of this clone is exactly the same as(MR205939).
Restriction Sites:	SgfI-MluI
Cloning Scheme:	

Cloning sites used for ORF Shuttling:



* The last codon before the Stop codon of the ORF.

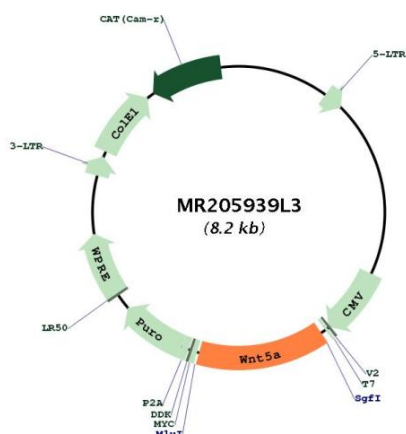
ACCN:	NM_009524
ORF Size:	1143 bp



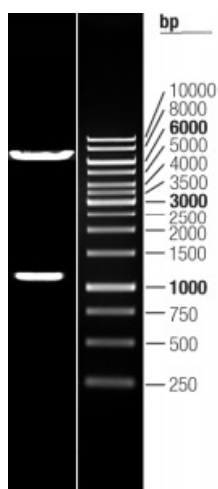
[View online »](#)

OTI Disclaimer:	The molecular sequence of this clone aligns with the gene accession number as a point of reference only. However, individual transcript sequences of the same gene can differ through naturally occurring variations (e.g. polymorphisms), each with its own valid existence. This clone is substantially in agreement with the reference, but a complete review of all prevailing variants is recommended prior to use. More info
OTI Annotation:	This clone was engineered to express the complete ORF with an expression tag. Expression varies depending on the nature of the gene.
Components:	The ORF clone is ion-exchange column purified and shipped in a 2D barcoded Matrix tube containing 10ug of transfection-ready, dried plasmid DNA (reconstitute with 100 ul of water).
Reconstitution Method:	<ol style="list-style-type: none">1. Centrifuge at 5,000xg for 5min.2. Carefully open the tube and add 100ul of sterile water to dissolve the DNA.3. Close the tube and incubate for 10 minutes at room temperature.4. Briefly vortex the tube and then do a quick spin (less than 5000xg) to concentrate the liquid at the bottom.5. Store the suspended plasmid at -20°C. The DNA is stable for at least one year from date of shipping when stored at -20°C.
RefSeq:	NM_009524.2
RefSeq Size:	4354 bp
RefSeq ORF:	1143 bp
Locus ID:	22418
UniProt ID:	P22725
Cytogenetics:	14 16.8 cM
Gene Summary:	Ligand for members of the frizzled family of seven transmembrane receptors (PubMed:17117926). Can activate or inhibit canonical Wnt signaling, depending on receptor context (PubMed:16602827). In the presence of FZD4, activates beta-catenin signaling. In the presence of ROR2, inhibits the canonical Wnt pathway by promoting beta-catenin degradation through a GSK3-independent pathway which involves down-regulation of beta-catenin-induced reporter gene expression (PubMed:16602827). Suppression of the canonical pathway allows chondrogenesis to occur and inhibits tumor formation. Stimulates cell migration (PubMed:17117926). Decreases proliferation, migration, invasiveness and clonogenicity of carcinoma cells and may act as a tumor suppressor. Mediates motility of melanoma cells (By similarity). Required during embryogenesis for extension of the primary anterior-posterior axis and for outgrowth of limbs and the genital tubercle (PubMed:10021340). Inhibits type II collagen expression in chondrocytes (By similarity).[UniProtKB/Swiss-Prot Function]

Product images:



Circular map for MR205939L3



Double digestion of MR205939L3 using SgfI and MluI