

Product datasheet for MR205865

Ndufa9 (NM_025358) Mouse Tagged ORF Clone

Product data:

Product Type:	Expression Plasmids
Product Name:	Ndufa9 (NM_025358) Mouse Tagged ORF Clone
Tag:	Myc-DDK
Symbol:	Ndufa9
Synonyms:	1010001N11Rik
Mammalian Cell Selection:	Neomycin
Vector:	pCMV6-Entry (PS100001)
E. coli Selection:	Kanamycin (25 ug/mL)
ORF Nucleotide Sequence:	>MR205865 ORF sequence Red=Cloning site Blue=ORF Green=Tags(s)

TTTTGTAATACGACTCACTATAGGGCGGCCGGAATTCGTCGACTGGATCCGGTACCGAGGAGATCTGCC
GCC**CGATCGCC**

ATGGCGGCCCGCTCCGCTTTCCGGTGTAGAGCGCTTCCAATGTCACGTCTGCCATTACTGCAGCAG
CCACTTCTGTGTTCTGTGGCTCATCCCATCGCCAGCTTACCATGCTGTCATACCTCACGGAAAGGAGG
CCGCTCATCTGTCAGTGGAGTTGTGGCCACTGTGTTGGGGCTACAGGATTCCTGGGTCGATACGTTGTT
AACCACCTTGGACGAATGGGGTACAAGTATACCATATCGGTGTGATGTATATGACATCATGCACC
TTCGTCTGATGGGTGACCTGGGCCAGCTTACCTTCTGGAATGGGATGCACGAGACAAAGATTCTATCAG
GAAAGCAGTGCAGCACAGCAACGTGGTCATCAATCTTATTGGGCGGGAGTGGGAAACCAGAACTTTGAT
TTTGAGGATGTTTTGTGAATATTCCTCGAGCAATAGCTCAGGCATCCAAGGAAGCTGGGTTGAGAGAT
TCATTCATGTTTCACACCTGAATGCCAGTATGAAGAGTCTTCTAAGTCCTTGAGGAGCAAGGCAGTGGG
AGAGAAGGAAGTGAAGTGTGTTTCTGAAGCCATCATACACGGCCGTCTGACATTTTCGGAAGGGAG
GACAGGTTCCCTAATCACTTTGCAAATTATCGTTGGTTTCTTGTGTGCCTTTGTTTCTTTGGGCTTTA
AGACAGTGAAGCAGCCGGTGTATGTTGCAGATGTTCCAAGGGGATTGTTAATGCGACTAAGGATCCAGA
TGCCGTAGGAAAAACCTTTGCCCTCACTGGGCCAAACCGGTACCTGCTCTCCACTTGGTGAAGTACATC
TTTGGCATGACCCATCGGACCTTCACTCCCTTACCCTTTGCCACTATTTGTGTATAGCTGGATTGGCAAAC
TCTTTGGGCTGAGTCCATTTGAGCCCTGGACGACGAAGGACAAGGTGGAGCGGATACATATCTCAGACGT
GATGCCGACCGACCTGCCTGGCCTGGAAGATCTTGGTGTTCAGCCACACCACTGGAGCTCAAGTCCATT
GAGGTGCTACGGCGGCATCGTACCTACCGATGGCTGTCTCTGAGATCGAGGAAACCAAGCTGCCAAGA
CAGTCAACTAT

ACCGTACGCGGCCGCTCGAGCAGAACTCATCTCAGAAGAGGATCTGGCAGCAATGATATCTGGATT
ACAAGGATGACGACGATAAGGTTTAA



[View online >](#)

Protein Sequence: >MR205865 protein sequence
 Red=Cloning site Green=Tags(s)

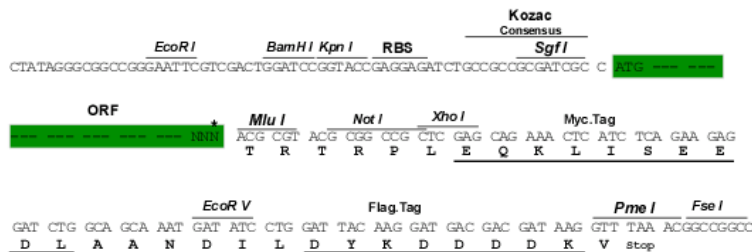
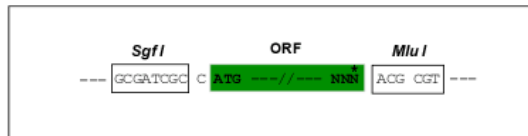
MAAAVFRFRVVRALPMSRPAITAAATSVFCGSSHRQLHHAVIPHGKGRSSVSGVVATVFGATGFLGRYVV
 NHLGRMGSQVIIPYRCDVYDIMHLRLMGDLGQLTFLEWDARDKDSIRKAVQHSNVVNLIGREWETRNFD
 FEDVFNIPRAIAQASKEAGVERFIHVSHLNASKSSSKSLRSKAVGEKEVRSVFPEAIIIRPSDIFGRE
 DRFLNHFANYRWFLAVPLVSLGFKTVKQPYYVADVSKGIVNATKDPDAVGKTFAFATGPNRYLLFHLVKYI
 FGMTHRTFIPYPLPLFVYSWIGKLFGLSPFEPWTTKDKVERIHISDVMPDLPGLLEDLGVQPTPLELKS
 EVLRRHRTYRWLSSEIEETKPAKTVNY

TRTRPLEQKLISEEDLAANDILDYKDDDDKV

Restriction Sites: SgfI-MluI

Cloning Scheme:

Cloning sites used for ORF Shuttling:



* The last codon before the Stop codon of the ORF

ACCN: NM_025358

ORF Size: 1134 bp

OTI Disclaimer: The molecular sequence of this clone aligns with the gene accession number as a point of reference only. However, individual transcript sequences of the same gene can differ through naturally occurring variations (e.g. polymorphisms), each with its own valid existence. This clone is substantially in agreement with the reference, but a complete review of all prevailing variants is recommended prior to use. [More info](#)

OTI Annotation: This clone was engineered to express the complete ORF with an expression tag. Expression varies depending on the nature of the gene.

Components: The ORF clone is ion-exchange column purified and shipped in a 2D barcoded Matrix tube containing 10ug of transfection-ready, dried plasmid DNA (reconstitute with 100 ul of water).

Reconstitution Method:

1. Centrifuge at 5,000xg for 5min.
2. Carefully open the tube and add 100ul of sterile water to dissolve the DNA.
3. Close the tube and incubate for 10 minutes at room temperature.
4. Briefly vortex the tube and then do a quick spin (less than 5000xg) to concentrate the liquid at the bottom.
5. Store the suspended plasmid at -20°C. The DNA is stable for at least one year from date of shipping when stored at -20°C.

RefSeq: [NM_025358.3](#), [NP_079634.2](#)

RefSeq Size: 1322 bp

RefSeq ORF: 1134 bp

Locus ID: 66108

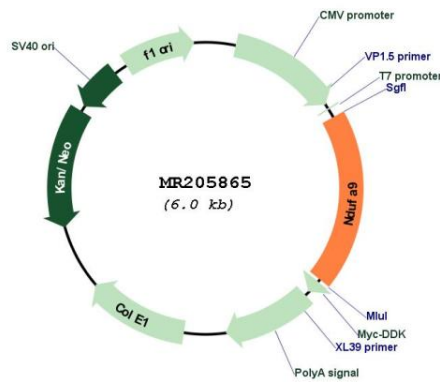
UniProt ID: [Q9DC69](#)

Cytogenetics: 6 F3

MW: 42.5 kDa

Gene Summary: Accessory subunit of the mitochondrial membrane respiratory chain NADH dehydrogenase (Complex I), that is believed not to be involved in catalysis. Complex I functions in the transfer of electrons from NADH to the respiratory chain. The immediate electron acceptor for the enzyme is believed to be ubiquinone.[UniProtKB/Swiss-Prot Function]

Product images:



Circular map for MR205865