

Product datasheet for MR205857

Dnajb12 (NM_019965) Mouse Tagged ORF Clone

Product data:

Product Type:	Expression Plasmids
Product Name:	Dnajb12 (NM_019965) Mouse Tagged ORF Clone
Tag:	Myc-DDK
Symbol:	Dnajb12
Synonyms:	Dj10; mDj10
Mammalian Cell Selection:	Neomycin
Vector:	pCMV6-Entry (PS100001)
E. coli Selection:	Kanamycin (25 ug/mL)
ORF Nucleotide Sequence:	>MR205857 ORF sequence Red=Cloning site Blue=ORF Green=Tags(s)

TTTTGTAATACGACTCACTATAGGGCGCCGGGAATTCGTCGACTGGATCCGGTACCGAGGAGATCTGCC
GCC**CGGATCGCC**

ATGGAATCCAACAAGGATGAAGCCGAGCGCTGTATCAGCATCGCCCTCAAGGCCATCCAAGCAACCAGC
CCGAGCGGGCGCTGCGCTTCTGGAGAAGGCGCAGCGGCTCTACCCGACGCCACGAGTCAGCGCACTGAT
CGAGTCCCTCAACAAAAACCACAGTCCACCGGTGATCACCTCAACCCACAGACACTACCCATACCACC
ACCAAGAAGGCAGGCGGGACCGAAACCCCTCAGCCAACGGCGAGGCAGGAGGGGAGAGCGCCAAGG
GCTATACCTCAGAGCAGGTGGCAGCTGTGAAAAGGGTCAAGCAGTGTAAGATTACTATGAGATCCTTGG
GGTAAGCAGAAGTGCCTCAGATGAGGACCTAAAGAAGGCCTACCGCAAGCTGGCCCTCAAGTTCCATCCA
GACAAGAACCATGCGCCTGGGGCCACTGAAGCTTTCAAAGCCATTGGCACAGCGTATGCCGTA CTAGCA
ACCCAGAGAAAAGGAAACAGTACGACCAGTTTGGTGATGACAAGAGCCAGGCTGCCCGGCACGGCCACAG
CCACGGGGACTTCCACCGAGGCTTTGAGGCTGACATCTCCCCAGAAGACCTCTTTAACATGTTCTTTGGT
GGCGGCTTTCCTCCAGTAACGTTTATGTCTACAGCAATGGCCGAATGCGGTACACCTACCAGCAGAGGC
AAGACCGCAGAGACAACCAGGGTGATGGCGGGTAGGAGTGTTTCGTGCAGCTGATGCCCATCCTCATCCT
CATCCTCGTGTCTGCGCTCAGCCAGCTCATGGTGTCCAGTCTCCCTACAGCCTGAGCCCGAGACCTTCCG
GTGGGCCACATCCACAAGCGAGTCACTGACCACCTGAACGTGCGCTACTACGTGGCAGACACCTTCCG
AAGAGTACACGGGCTCCAGCCTCAAACAGTGGAACGGAATGTAGAGGATGACTACATCGCCAACCTGCG
CAACAAGTGTGGAAGGAGAAGCAGCAGAAGGAAGGCTTGTGTACCGAGCCCGCTACTTTGGTGACACA
GACATGTACCACAGAGCACAGAAGATGGGCACCCCGAGTTGCAATCGGCTGTCAGAGGTGCAGGCCTCCC
TGCATGGA

ACGCGTACGCGGGCCGCTCGAGCAGAAACTCATCTCAGAAGAGGATCTGGCAGCAATGATATCCTGGATT
ACAAGGATGACGACGATAAGGTTTAA



[View online »](#)

Protein Sequence: >MR205857 protein sequence
 Red=Cloning site Green=Tags(s)

MESNKDEAERCISIALKAIQSNQPERALRFLEKAQRLYPTPRVSALIESLNQKPQSTGDHPQPTDTHHT
 TKKAGGTETPSANGEAGGGESAKGYTSEQVAAVKRVKQCKDYIEILGVSRASDEDLKKAYRKLALKFHP
 DKNHAPGATEAFKAIGTAYAVLSNPEKRRKYDQFGDDKSQAARHGHSBGDFHRGFADISPEDLFNMFFG
 GGFPSSNVHVYSNGRMRITYQQRDRDNQGDGGLGVFVQLMPILILILVSALSQMLMVSSPPYSLSPRPS
 VGHIIHKRVTDHLNVAYYVADTFSEEYTGSSSLKTVERNVEDDYIANLRNNCWKEKQKQKGLLYRARYFGDT
 DMYHRAQKMGTPSCNRLSEVQASLHG

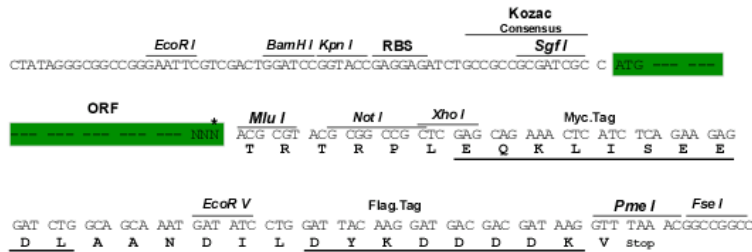
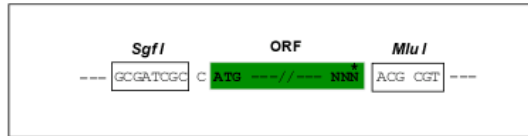
TRTRPLEQKLISEEDLAANDILDYKDDDDKV

Restriction Sites:

Sgfl-MluI

Cloning Scheme:

Cloning sites used for ORF Shuttling:



* The last codon before the Stop codon of the ORF

ACCN: NM_019965

ORF Size: 1131 bp

OTI Disclaimer: The molecular sequence of this clone aligns with the gene accession number as a point of reference only. However, individual transcript sequences of the same gene can differ through naturally occurring variations (e.g. polymorphisms), each with its own valid existence. This clone is substantially in agreement with the reference, but a complete review of all prevailing variants is recommended prior to use. [More info](#)

OTI Annotation: This clone was engineered to express the complete ORF with an expression tag. Expression varies depending on the nature of the gene.

Components: The ORF clone is ion-exchange column purified and shipped in a 2D barcoded Matrix tube containing 10ug of transfection-ready, dried plasmid DNA (reconstitute with 100 ul of water).

Reconstitution Method:

1. Centrifuge at 5,000xg for 5min.
2. Carefully open the tube and add 100ul of sterile water to dissolve the DNA.
3. Close the tube and incubate for 10 minutes at room temperature.
4. Briefly vortex the tube and then do a quick spin (less than 5000xg) to concentrate the liquid at the bottom.
5. Store the suspended plasmid at -20°C. The DNA is stable for at least one year from date of shipping when stored at -20°C.

RefSeq: [NM_019965.3](#)

RefSeq Size: 1789 bp

RefSeq ORF: 1131 bp

Locus ID: 56709

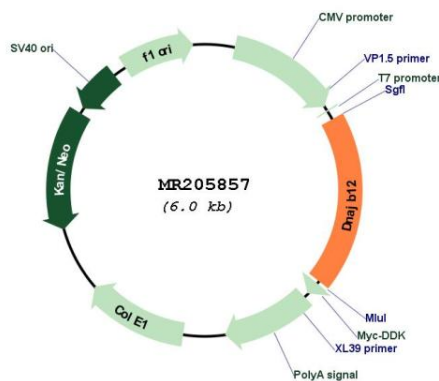
UniProt ID: [Q9QYI4](#)

Cytogenetics: 10 B4

MW: 42 kDa

Gene Summary: Acts as a co-chaperone with HSPA8/Hsc70; required to promote protein folding and trafficking, prevent aggregation of client proteins, and promote unfolded proteins to endoplasmic reticulum-associated degradation (ERAD) pathway. Acts by determining HSPA8/Hsc70's ATPase and polypeptide-binding activities. Can also act independently of HSPA8/Hsc70: together with DNAJB14, acts as a chaperone that promotes maturation of potassium channels KCND2 and KCNH2 by stabilizing nascent channel subunits and assembling them into tetramers. While stabilization of nascent channel proteins is dependent on HSPA8/Hsc70, the process of oligomerization of channel subunits is independent of HSPA8/Hsc70. When overexpressed, forms membranous structures together with DNAJB14 and HSPA8/Hsc70 within the nucleus; the role of these structures, named DJANGOs, is still unclear.[UniProtKB/Swiss-Prot Function]

Product images:



Circular map for MR205857