

Product datasheet for MR205597

Slc35c2 (NM_144893) Mouse Tagged ORF Clone

Product data:

Product Type:	Expression Plasmids
Product Name:	Slc35c2 (NM_144893) Mouse Tagged ORF Clone
Tag:	Myc-DDK
Symbol:	Slc35c2
Synonyms:	C85957; CGI-15; D2Wsu58e; Ovcov1
Mammalian Cell Selection:	Neomycin
Vector:	pCMV6-Entry (PS100001)
E. coli Selection:	Kanamycin (25 ug/mL)
ORF Nucleotide Sequence:	>MR205597 ORF sequence Red=Cloning site Blue=ORF Green=Tags(s)

TTTTGTAATACGACTCACTATAGGGCGGCCGGAATTCGTCGACTGGATCCGGTACCGAGGAGATCTGCC
GCC**CGATCGCC**

ATGGGGAGGTGGGCCCTGGACGTCGCCTTTGTGTGGAAGGCAGCTCTGACCCTGGGCCTGGTCTTCTAT
ACTACTGCTTCTCCATAGGCATCACGTTCTACAACAAATGGCTGACAAAGAGCTTCCACTTTCGGCTCTT
CATGACCATGCTGCACCTGGCCGTCATCTTCTCTTCCGCCCTGTCCAGGGCACTGGTCAATGCTCC
AGCCACAAGCCCGGGTGGTGTGAGCTGGACGGACTACCTCAGAAGAGTGGCCCCACAGCACTGGCAA
CAGCACTTGACGTGGGCCTGTCCAAGTGGAGCTTCTCTACATCACTGTGTCCCTGTACAGGATGACCAA
ATCCTCTGCTGTGCTCTTATCCTGATTTCTCTCTCATCTTCAAGCTGGAGGAAGTGCCTGCAGCCCTG
GTCCTGGTGGTCTGCTCATTGCTGGGGCCTTTCATGTTTACCTATAAGTCCACGCAGTTCATGTGG
AGGGCTTTGCCTTGGTGTGGGGCTTCGTTTCATCGGTGGCATCCGCTGGACCCTTACACAAATACTCCT
GCAGAAAGCCGATCTTGGCCTCCAGAAATCCCATGACACCATGTTCCACCTGCAGCCACTCATGTTTCTG
GGCCTCTCCCTCTTTGCCATATTCGAAGGTCTCCACTGTCCACCTCTGAGAAGATCTTCCGCTTCC
AGGACACAGGGCTGCTCCTGTGGGTGCTGGGAGCCTCCTCCTCGGTGGGATTCTGGCCTCGGTTTGGG
CTTCTCCGAGTTCCTCCTGGTCTCCAGAAGCTCAAGCCTCACACTCTCCATCGCTGGCATCTTTAAGGAA
GTCTGCACCCTGCTGTTGGCAGCTCACCTGCTGGGCGACCAGATCAGCCTCCTGAAGTGGTGGGCTTTG
CCCTCTGCCTCTCTGGCATCTCCCTGCATGTGGCCCTCAAGGCTCTACATTCCAGAGGTGATGGTGGCCC
CAAGCCCCGAAGAGCCTGGGCTCCAGCGCTGACCTGGAAGTGTGCTCCGGAGTAGCCAGCAGGAGGAA
GAGGACGGGAAGAGGAATATTTTGTGACCCAGGGACAACAG

ACGCGTACGCGGCCGCTCGAGCAGAAACTCATCTCAGAAGAGGATCTGGCAGCAAATGATATCCTGGATT
ACAAGGATGACGACGATAAGGTTTAA



[View online »](#)

Protein Sequence: >MR205597 protein sequence
 Red=Cloning site Green=Tags(s)

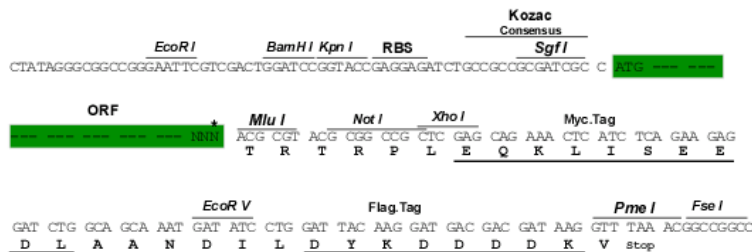
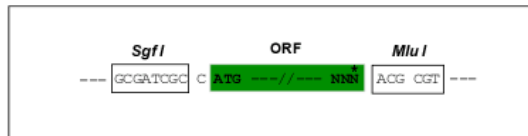
MGRWALDVAFVWKAALTLGLVLLYYCFSIGITFYNKWLTKSFHFPLFMTMLHLAVIFLFSALSRLVQCS
 SHKARVVLSWTDYLRRVAPTALATALDVGLSNWSFLYITVSLYMTKSSAVLFILIFSLIFKLEELRAAL
 VLVVLLIAGGLFMFTYKSTQFNVEGFALVLGASFIGGIRWTLTQILLQKADLGLQNPIDTMFHLQPLMFL
 GLFPLFAIFEGLHLSTSEKIFRFQDTGLLLWVLGSLLLGGILAFGLGFSEFLLVSRSSSLTSLIAGIFKE
 VCTLLLAHLLGDQISLLNWLGFALCLSGISLHVALKALHSRGGGPKPLKSLGSSADLELLLRSSQEE
 EDGEEEFVVTQGQQ

TRTRPLEQKLISEEDLAANDILDYKDDDDKV

Restriction Sites: SgfI-MluI

Cloning Scheme:

Cloning sites used for ORF Shuttling:



* The last codon before the Stop codon of the ORF

ACCN: NM_144893

ORF Size: 1095 bp

OTI Disclaimer: The molecular sequence of this clone aligns with the gene accession number as a point of reference only. However, individual transcript sequences of the same gene can differ through naturally occurring variations (e.g. polymorphisms), each with its own valid existence. This clone is substantially in agreement with the reference, but a complete review of all prevailing variants is recommended prior to use. [More info](#)

OTI Annotation: This clone was engineered to express the complete ORF with an expression tag. Expression varies depending on the nature of the gene.

Components: The ORF clone is ion-exchange column purified and shipped in a 2D barcoded Matrix tube containing 10ug of transfection-ready, dried plasmid DNA (reconstitute with 100 ul of water).

Reconstitution Method:

1. Centrifuge at 5,000xg for 5min.
2. Carefully open the tube and add 100ul of sterile water to dissolve the DNA.
3. Close the tube and incubate for 10 minutes at room temperature.
4. Briefly vortex the tube and then do a quick spin (less than 5000xg) to concentrate the liquid at the bottom.
5. Store the suspended plasmid at -20°C. The DNA is stable for at least one year from date of shipping when stored at -20°C.

RefSeq: [NM_144893.2](#)

RefSeq Size: 2009 bp

RefSeq ORF: 1095 bp

Locus ID: 228875

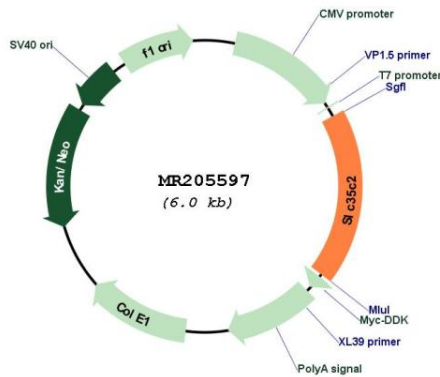
UniProt ID: [Q8VCX2](#)

Cytogenetics: 2 85.53 cM

MW: 40.3 kDa

Gene Summary: May play an important role in the cellular response to tissue hypoxia. May be either a GDP-fucose transporter that competes with SLC35C1 for GDP-fucose, or a factor that otherwise enhances the fucosylation of Notch and is required for optimal Notch signaling in mammalian cells (By similarity).[UniProtKB/Swiss-Prot Function]

Product images:



Circular map for MR205597