

Product datasheet for **MR205504**

Mab21I2 (NM_011839) Mouse Tagged ORF Clone

Product data:

Product Type: Expression Plasmids
Product Name: Mab21I2 (NM_011839) Mouse Tagged ORF Clone
Tag: Myc-DDK
Symbol: Mab21I2
Mammalian Cell Selection: Neomycin
Vector: pCMV6-Entry (PS100001)
E. coli Selection: Kanamycin (25 ug/mL)
ORF Nucleotide Sequence: >MR205504 representing NM_011839
Red=Cloning site Blue=ORF Green=Tags(s)

CTATAGGGCGGCCGGGAATTCGTGCGACTGGATCCGGTACCGAGGAGATCTGCCGCCGCGATCGCC**GGCGC**
GCCC

ATGATCGCCGCTCAGGCCAAGCTGGTTTACCAGCTCAATAAATACTACACCGAGCGCTGCCAGGCGCGCA
AGGCTGCGATCGCCAAGACCATCCGAGAAGTCTGCAAGGTAGTGTGCGATGTGCTAAAGGAAGTGGAGGT
GCAAGAGCCCCGTTTCATCAGCTCTCTGAGTGAGATTGACGCCCGCTACGAGGGGCTGGAGGTAATCTCG
CCCACCGAGTTCGAGGTGGTACTCTACCTCAACCAGATGGGAGTCTTCAACTTCGTGGACGACGGATCTC
TGCCCGGTGTGCCGTGCTCAAACCTAAGCGATGGGCGGAAGCGGAGCATGTCTTTGGTTCGAGTTTCAT
CACAGCGTCTGGCTACCTTTCTGCGCGCAAGATCCGCTCGCGTTTCCAGACACTAGTAGCCAGGCGGTG
GACAAGTGCAGCTACCGGACGTGGTCAAGATGATCGCCGACACTAGTGAGGTCAAGTTGCGCATCAGGG
AGCGCTACGTGGTGCAAATCACCCAGCGTTCAAGTGCACCGGGATCTGGCCTCGCAGCGCGGCACAGTG
GCCTATGCCCCACATCCCCTGGCCCGGCCCAATCGGGTGGCGGAGGTCAAGGCCGAAGGTTCAACTTG
CTCTCAAAGGAGTGCTACTCGTACTGGCAAGCAGAGCTCCGCAGAAAGCGACGCTGGGTGCTGCAGT
TCGGTGAGGCGGAGAACCCTTGTGATGGGCGGCTGTAGAAACAAGTGCCTCTCGGTGCTGAAGACGCT
GCGGGACCGCCACCTGGAGCTGCCTGGCCAGCCGCTCAATAACTACCACATGAAGACGCTGCTGCTGAC
GAGTGCAGAAACACCCGAGGAAACGGACTGGGACGAGGCTTGTGGGCGACCGTCTGAACGGCATCC
TGCTACAGCTCATCTCCTGCCTGCAAGTCCGCGCTGCCCTCACTACTTTTTGCCAACCTCGACCTCTT
CCAGGGTAAGCCCCACTCGGCCCTGGAGAGCGCTGCCAAGCAGACCTGGAGATTGGCCAGGAAATCCTC
ACCAATCCAAAAGCTTGGACAAACTA

ACGCGTACGCGGCCGCTCGAGCAGAAACTCATCTCAGAAGAGGATCTGGCAGCAAATGATATCCTGGATT
ACAAGGATGACGACGATAAGGTTTAA



[View online »](#)

Protein Sequence: >MR205504 representing NM_011839
Red=Cloning site Green=Tags(s)

MIAAQAKLVYQLNKYYTERCQARKAAIAKTIREVCKVVSVDVLKEVEVQEPRFISSLSEIDARYEGLEVIS
 PTEFEVLYLNQMGVFNFDGSLPGCAVLKLSGKRKMSLWVEFITASGYLSARKIRSRFOTLVAQAV
 DKCSYRDVVKMIADTSEVKLRIRERYVQITPAFKCTGIWPRSAQWMPHIPWPGPNRVAEVKAEGFNL
 LSKECYSLTGKQSSAESDAWVLQFGEAENRLMGGCRNKCLSVLKTLRDRHLELPGQPLNNYHMKTLTTY
 ECEKHPRETDWDEACLGDRNLGILLQLISCLQCRRCPHYFLPNLDFQGKPHSALESAAKQTWRLAREIL
 TNPKSLDKL

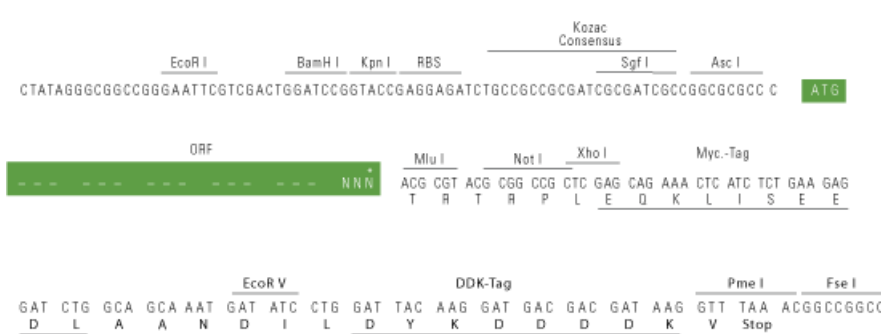
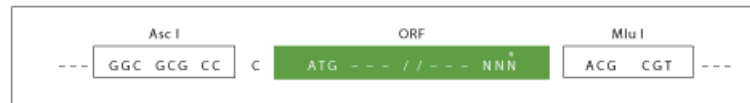
TRTRPLEQKLISEEDLAANDILDYKDDDDKV

Chromatograms: https://cdn.origene.com/chromatograms/mm9042_g06.zip

Restriction Sites: AscI-MluI

Cloning Scheme:

Cloning sites used for ORF Shuttling:



* The last codon before the Stop codon of the ORF

ACCN: NM_011839

ORF Size: 1077 bp

OTI Disclaimer: The molecular sequence of this clone aligns with the gene accession number as a point of reference only. However, individual transcript sequences of the same gene can differ through naturally occurring variations (e.g. polymorphisms), each with its own valid existence. This clone is substantially in agreement with the reference, but a complete review of all prevailing variants is recommended prior to use. [More info](#)

OTI Annotation: This clone was engineered to express the complete ORF with an expression tag. Expression varies depending on the nature of the gene.

Components: The ORF clone is ion-exchange column purified and shipped in a 2D barcoded Matrix tube containing 10ug of transfection-ready, dried plasmid DNA (reconstitute with 100 ul of water).

Reconstitution Method:

1. Centrifuge at 5,000xg for 5min.
2. Carefully open the tube and add 100ul of sterile water to dissolve the DNA.
3. Close the tube and incubate for 10 minutes at room temperature.
4. Briefly vortex the tube and then do a quick spin (less than 5000xg) to concentrate the liquid at the bottom.
5. Store the suspended plasmid at -20°C. The DNA is stable for at least one year from date of shipping when stored at -20°C.

RefSeq: [NM_011839.4](#)

RefSeq Size: 2703 bp

RefSeq ORF: 1080 bp

Locus ID: 23937

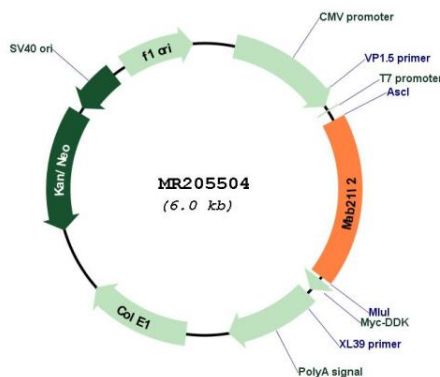
UniProt ID: [Q8BPP1](#)

Cytogenetics: 3 F1

MW: 41.4 kDa

Gene Summary: Required for several aspects of embryonic development including normal development of the eye, notochord, neural tube and other organ tissues, and for embryonic turning.
[UniProtKB/Swiss-Prot Function]

Product images:



Circular map for MR205504