

## Product datasheet for **MR205434**

### Impad1 (NM\_177730) Mouse Tagged ORF Clone

#### Product data:

Product Type:	Expression Plasmids
Product Name:	Impad1 (NM_177730) Mouse Tagged ORF Clone
Tag:	Myc-DDK
Symbol:	Impad1
Synonyms:	1110001C20Rik; AA408880; AI451589; AL022796; B230207P20; gPAPP; Jaws
Mammalian Cell Selection:	Neomycin
Vector:	pCMV6-Entry (PS100001)
E. coli Selection:	Kanamycin (25 ug/mL)
ORF Nucleotide Sequence:	>MR205434 ORF sequence Red=Cloning site Blue=ORF Green=Tags(s)

TTTTGTAATACGACTCACTATAGGGCGGCCGGAATTCGTCGACTGGATCCGGTACCGAGGAGATCTGCC  
GCC**CGATCGCC**

ATGGCCCCATGGGCATCCGCCTGTCCCCGCTGGGGTGGCCGTATTTTTCTGCTGGGGCTCGGGGTGC  
TCTACCACCTCTACTCGGGCTTCTGGCCGGCCGCTTCAGCCTCTTCGGCCTGGGCAGCGAGCCGGCGGC  
AGGGGAGGCCGAGGTGGCGTCCGACGGGGCACGGTGGACCTGCGCGAGATGCTGGCCGTGGCCGTGCTG  
GCGGCCGAGCGCGCGGCGACGAGGTGAGGCGGGTCCGCGAGAGCAATGTCTTACGAGAAGTCCAAGG  
GGAAGACGCGCGAGGGCGCCGATGATAAGATGACCAGCGCGACGTACTGTCCAACCGCAAGATGTTCTA  
CCTGCTCAAGACGGCCTTCCCCAACGTGCAGATAAATACTGAGGAACATGTGGATGCCTCTGACAAGGAG  
GTCATTGTATGGAACCGGAAGATTCCTGAGGACATCCTGAAGGAAATCGTGTCTCCTAAGGAGGTACCAG  
CAGAAAGTGTGACAGTTTGGATTGACCCACTTGATGCTACACAGGAATACACAGAGGATCTTCGAAAGTA  
TGTCACTACCATGGTGTGTAGCTGTGAATGGCAAACCTGTGTTAGGAGTTATTCATAAGCCATTTTCT  
GAATATACAGCTTGGCAATGGTAGATGGTGGTCAAATGTGAAAGCCGTTCTTCTACAATGAGAAGA  
CCCCAAAGATCATTGTGTCTCGCTCTCATGCAGGAATGGTCAAACAGGTTGCTCTCAGACGTTTGGAAA  
CCAGACTTCAATTATCCAGCTGGGGGTGCTGGTTATAAAGTTTTAGCACTCTTGGATGTGCCTGATATG  
ACTCAAGAAAAAGCAGATCTATATATTCATGTGACATACATCAAAAAGTGGGATATATGTGCTGGCAATG  
CCATCTTAAAAGCCCTTGGTGGCCATATGACCACTCTGAATGGAGAAGAGATCAGTTACACTGGGTCTGA  
TGGCATTGAAGGGGACTTCTTGCTAGCATCAGAAATGAACCACCAAGCTCTGGTCAGAAAACCTCCGGAT  
TTAGAAAAGTCAGGACAT

**ACGCGT**ACGCGGCCGCTCGAGCAGAAACTCATCTCAGAAGAGGATCTGGCAGCAAATGATATCCTGGATT  
ACAAGGATGACGACGATAAGGTTAA



[View online »](#)

**Protein Sequence:** >MR205434 protein sequence  
Red=Cloning site Green=Tags(s)

MAPMGIRLSPLGVAVFFLLGLGVLYHLYSGFLAGRFSLFGLGSEPAAGEAEVASDGGTVDLREMLAVAVL  
 AAERGGDEVRRVRESNLVHEKSKGKTREGADDKMTSGDVL SNRKM FYLLKTAFPNVQINTEEHVDASDKE  
 VIVWNRKIPEDILKEIAAPKEVPAESVTWIDPLDATQEYTEDLRKYVTMVCVAVNGKPV LGVIHKPFS  
 EYTAWAMVDGGSNVKARSSYNEKTPKII VSRSHAGMVKQVALQTFGNQTSIIPAGGAGYKVLALLDVPDM  
 TQEKADLYIHVTYIKKWDICAGNAILKALGGHMTTLNGEEI SYTGS DGI EGGLEASIRMNHQALVRKLPD  
 LEKSGH

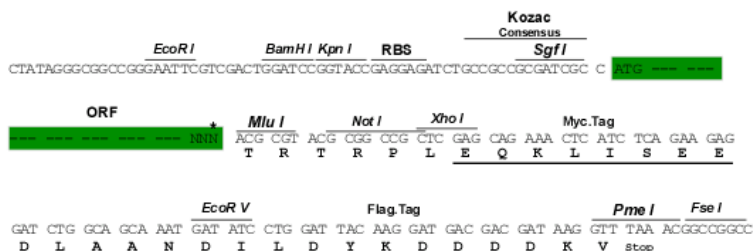
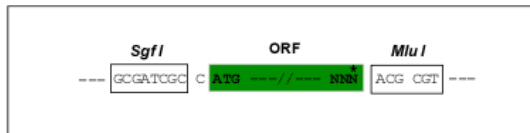
TRTRPLEQKLISEEDLAANDILDYKDDDDKV

**Restriction Sites:**

SgfI-MluI

**Cloning Scheme:**

Cloning sites used for ORF Shuttling:



\* The last codon before the Stop codon of the ORF

**ACCN:** NM\_177730

**ORF Size:** 1071 bp

**OTI Disclaimer:** The molecular sequence of this clone aligns with the gene accession number as a point of reference only. However, individual transcript sequences of the same gene can differ through naturally occurring variations (e.g. polymorphisms), each with its own valid existence. This clone is substantially in agreement with the reference, but a complete review of all prevailing variants is recommended prior to use. [More info](#)

**OTI Annotation:** This clone was engineered to express the complete ORF with an expression tag. Expression varies depending on the nature of the gene.

**Components:** The ORF clone is ion-exchange column purified and shipped in a 2D barcoded Matrix tube containing 10ug of transfection-ready, dried plasmid DNA (reconstitute with 100 ul of water).

**Reconstitution Method:**

1. Centrifuge at 5,000xg for 5min.
2. Carefully open the tube and add 100ul of sterile water to dissolve the DNA.
3. Close the tube and incubate for 10 minutes at room temperature.
4. Briefly vortex the tube and then do a quick spin (less than 5000xg) to concentrate the liquid at the bottom.
5. Store the suspended plasmid at -20°C. The DNA is stable for at least one year from date of shipping when stored at -20°C.

**RefSeq:** [NM\\_177730.4](#)

**RefSeq Size:** 4636 bp

**RefSeq ORF:** 1071 bp

**Locus ID:** 242291

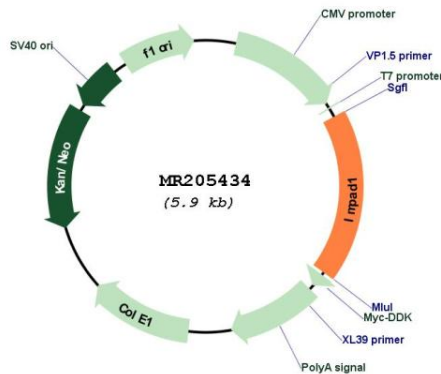
**UniProt ID:** [Q80V26](#)

**Cytogenetics:** 4 A1

**MW:** 38.6 kDa

**Gene Summary:** May play a role in the formation of skeletal elements derived through endochondral ossification, possibly by clearing adenosine 3',5'-bisphosphate produced by Golgi sulfotransferases during glycosaminoglycan sulfation.[UniProtKB/Swiss-Prot Function]

**Product images:**



Circular map for MR205434