

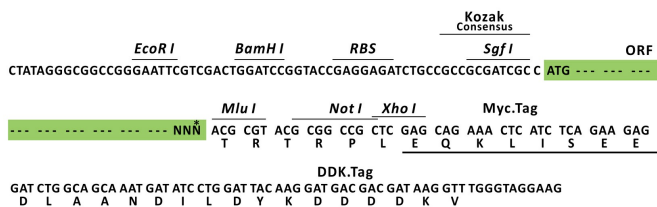
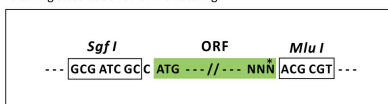
Product datasheet for MR205289L3

Fbxo31 (NM_133765) Mouse Tagged Lenti ORF Clone

Product data:

Product Type:	Expression Plasmids
Tag:	Myc-DDK
Symbol:	Fbxo31
Synonyms:	1110003O08Rik; 2310046N15Rik; Fbx14; Fbxo14
Mammalian Cell Selection:	Puromycin
Vector:	pLenti-C-Myc-DDK-P2A-Puro (PS100092)
E. coli Selection:	Chloramphenicol (34 ug/mL)
ORF Nucleotide Sequence:	The ORF insert of this clone is exactly the same as(MR205289).
Restriction Sites:	SgfI-MluI
Cloning Scheme:	

Cloning sites used for ORF Shuttling:



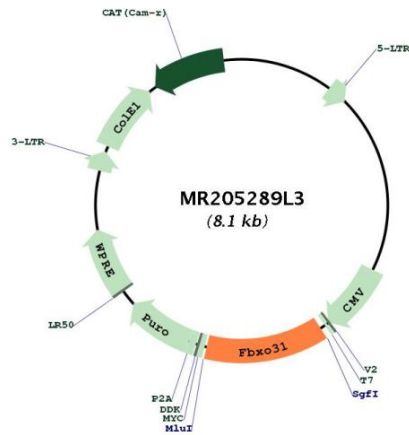
* The last codon before the Stop codon of the ORF.

ACCN:	NM_133765
ORF Size:	1047 bp



OTI Disclaimer:	The molecular sequence of this clone aligns with the gene accession number as a point of reference only. However, individual transcript sequences of the same gene can differ through naturally occurring variations (e.g. polymorphisms), each with its own valid existence. This clone is substantially in agreement with the reference, but a complete review of all prevailing variants is recommended prior to use. More info
OTI Annotation:	This clone was engineered to express the complete ORF with an expression tag. Expression varies depending on the nature of the gene.
Components:	The ORF clone is ion-exchange column purified and shipped in a 2D barcoded Matrix tube containing 10ug of transfection-ready, dried plasmid DNA (reconstitute with 100 ul of water).
Reconstitution Method:	<ol style="list-style-type: none"> 1. Centrifuge at 5,000xg for 5min. 2. Carefully open the tube and add 100ul of sterile water to dissolve the DNA. 3. Close the tube and incubate for 10 minutes at room temperature. 4. Briefly vortex the tube and then do a quick spin (less than 5000xg) to concentrate the liquid at the bottom. 5. Store the suspended plasmid at -20°C. The DNA is stable for at least one year from date of shipping when stored at -20°C.
Note:	Plasmids are not sterile. For experiments where strict sterility is required, filtration with 0.22um filter is required.
RefSeq:	NM_133765.2 , NP_598526.2
RefSeq Size:	4372 bp
RefSeq ORF:	1524 bp
Locus ID:	76454
UniProt ID:	Q3TQF0
Cytogenetics:	8 E1
Gene Summary:	Component of some SCF (SKP1-cullin-F-box) protein ligase complex that plays a central role in G1 arrest following DNA damage. Specifically recognizes phosphorylated cyclin-D1 (CCND1), promoting its ubiquitination and degradation by the proteasome, resulting in G1 arrest (By similarity).[UniProtKB/Swiss-Prot Function]

Product images:



Circular map for MR205289L3