

Product datasheet for **MR205281**

Dkk3 (NM_015814) Mouse Tagged ORF Clone

Product data:

Product Type:	Expression Plasmids
Product Name:	Dkk3 (NM_015814) Mouse Tagged ORF Clone
Tag:	Myc-DDK
Symbol:	Dkk3
Synonyms:	AW061014; C87148; dkk-3; mDkk-3
Mammalian Cell Selection:	Neomycin
Vector:	pCMV6-Entry (PS100001)
E. coli Selection:	Kanamycin (25 ug/mL)
ORF Nucleotide Sequence:	>MR205281 ORF sequence Red=Cloning site Blue=ORF Green=Tags(s)

TTTTGTAATACGACTCACTATAGGGCGGCCGGAATTCGTCGACTGGATCCGGTACCGAGGAGATCTGCC
GCC**CGATCGCC**

ATGCAGCGGCTCGGGGTATTTGCTGTGTACTGCTGGCGGGCGGTCCCCACTGCTCCTGCTCCT
CCCCGACGGTCACTTGGACTCCGGCGGAGCCGGGCCAGCTCTCAACTACCCTCAGGAGGAAGCTACGCT
CAATGAGATGTTTCGAGAGGTGGAGGAGCTGATGGAAGACTCAGCACAACTGCGCAGTGCCGTGGAG
GAGATGGAGGCGGAAGAAGCAGCTGCTAAAACGTCCTCTGAGGTGAACCTGGCAAGCTTACCTCCAACT
ATCACAATGAGACCAGCACGGAGACCAGGTGGAAATAACACAGTCCATGTGCACCAGGAAGTTCACAA
GATAACCAACAACCAGAGTGGACAGGTGGTCTTTTCTGAGACAGTCAATACATCTGTAGGGGATGAAGAA
GGCAAGAGGAGCCATGAATGTATCATTGATGAAGACTGTGGGCCACCAGGTAAGTCCAGTCTCCAGCT
TCAAGTACACCTGCCAGCCATGCCGGGACCAGCAGATGCTATGCACCCGAGACAGTGAAGTGTGGAGA
CCAGCTGTGTGCCTGGGGTCACTGCACCCAAAAGGCCACCAAAGGTGGCAATGGGACCATCTGTGACAAC
CAGAGGGATTGCCAGCCTGGCCTGTGTTGTGCCTTCAAAGAGGCCTGCTGTTCCCGTGTGCACACCCC
TGCCCGTGGAGGGAGAGCTCTGCCATGACCCACCAGCCAGCTGCTGGATCTCATCACCTGGAACTGGA
GCCTGAAGGAGCTTTGGACCGATGCCCTGCGCCAGTGGCCTCTATGCCAGCCACACAGCCACAGTCTG
GTGTACATGTGCAAGCCAGCCTTCGTGGGCAGCCATGACCACAGTGAAGGAGAGAGCTGCCAGGGGAGG
CCCCGGATGAGTACGAAGATGTTGGCTTATAGGGGAAGTGCACCAGGAGCTGGAAGACCTGGAGCGGAG
CCTAGCCAGGAGATGGCATTGAGGGGCTGCCCTGTGGAGTCACTAGGCGGAGAGGAGAGATT

ACGCGTACGCGGCCGCTCGAGCAGAACTCATCTCAGAAGAGGATCTGGCAGCAATGATATCCTGGATT
ACAAGGATGACGACGATAAGGTTTAA



[View online »](#)

Protein Sequence: >MR205281 protein sequence
 Red=Cloning site Green=Tags(s)

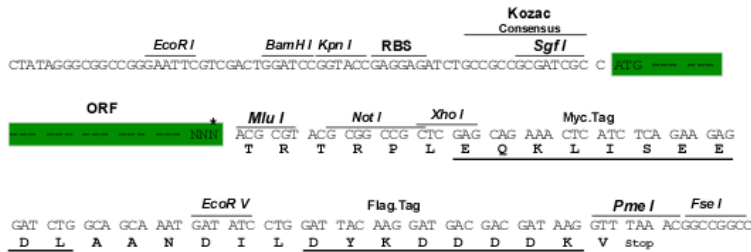
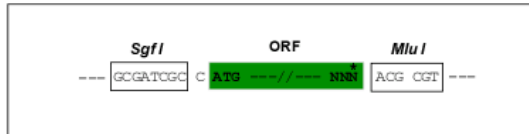
MQRLGGILLCTLLAAAVPTAPAPSPTVTWTPAEPGPALNYPQEEATLNEMFREVEELMEDTQHKLRSAVE
 EMEAEAAAAKTSSEVNLASLPPNYHNETSTETRVGNNTVHVHQEVHKITNNQSGQVVFSETVITSVGDEE
 GKRSHECIIDEDCGPTRYCQFSSFKYTCQPCRDQQMLCTRDECCGDQLCAWGHCTQKATKGGNGTICDN
 QRDCQPGLCCAFQRGLLFPVCTPLPVEGELCHDPTSQLLDLITWELEPEGALDRPCASGLLCQPHSHSL
 VYMCKPAFVGSDDHSEESQLPREAPDEYEDVGFIDGEVRQLEDLERSLAQEMAFEGPAPVESLGGEEII

TRTRPLEQKLISEEDLAANDILDYKDDDDKV

Restriction Sites: SgfI-MluI

Cloning Scheme:

Cloning sites used for ORF Shuttling:



* The last codon before the Stop codon of the ORF

ACCN: NM_015814

ORF Size: 1050 bp

OTI Disclaimer: The molecular sequence of this clone aligns with the gene accession number as a point of reference only. However, individual transcript sequences of the same gene can differ through naturally occurring variations (e.g. polymorphisms), each with its own valid existence. This clone is substantially in agreement with the reference, but a complete review of all prevailing variants is recommended prior to use. [More info](#)

OTI Annotation: This clone was engineered to express the complete ORF with an expression tag. Expression varies depending on the nature of the gene.

Components: The ORF clone is ion-exchange column purified and shipped in a 2D barcoded Matrix tube containing 10ug of transfection-ready, dried plasmid DNA (reconstitute with 100 ul of water).

Reconstitution Method:

1. Centrifuge at 5,000xg for 5min.
2. Carefully open the tube and add 100ul of sterile water to dissolve the DNA.
3. Close the tube and incubate for 10 minutes at room temperature.
4. Briefly vortex the tube and then do a quick spin (less than 5000xg) to concentrate the liquid at the bottom.
5. Store the suspended plasmid at -20°C. The DNA is stable for at least one year from date of shipping when stored at -20°C.

RefSeq: [NM_015814.3](#)

RefSeq Size: 3357 bp

RefSeq ORF: 1050 bp

Locus ID: 50781

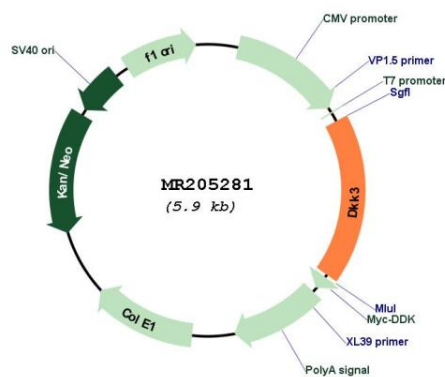
UniProt ID: [Q9QUN9](#)

Cytogenetics: 7 F1

MW: 38.4 kDa

Gene Summary: Antagonizes canonical Wnt signaling by inhibiting LRP5/6 interaction with Wnt and by forming a ternary complex with the transmembrane protein KREMEN that promotes internalization of LRP5/6. DKKs play an important role in vertebrate development, where they locally inhibit Wnt regulated processes such as antero-posterior axial patterning, limb development, somitogenesis and eye formation. In the adult, Dkks are implicated in bone formation and bone disease, cancer and Alzheimer disease (By similarity).[UniProtKB/Swiss-Prot Function]

Product images:



Circular map for MR205281