

Product datasheet for MR205266

Rho (NM_145383) Mouse Tagged ORF Clone

Product data:

Product Type:	Expression Plasmids
Product Name:	Rho (NM_145383) Mouse Tagged ORF Clone
Tag:	Myc-DDK
Symbol:	Rho
Synonyms:	Noerg1; Opn2; Ops; RP4
Mammalian Cell Selection:	Neomycin
Vector:	pCMV6-Entry (PS100001)
E. coli Selection:	Kanamycin (25 ug/mL)
ORF Nucleotide Sequence:	>MR205266 ORF sequence Red=Cloning site Blue=ORF Green=Tags(s)

TTTTGTAATACGACTCACTATAGGGCGGCCGGAATTCGTCGACTGGATCCGGTACCGAGGAGATCTGCC
GCC**CGATCGCC**

ATGAACGGCAGAGGGCCCAATTTTTATGTGCCCTTCTCCAACGTCACAGGCGTGGTGGGAGCCCT
TCGAGCAGCCGACTACTACCTGGCGAACCATGGCAGTTCTCCATGCTGGCAGCGTACATGTTCTCTGCT
CATCGTGTGGGCTTCCCATCAACTTCCTCACGCTCTACGTCACCGTACAGCACAAGAAGCTGCGCACA
CCCCTCAACTACATCCTGCTCAACTTGGCCGTGGCTGACCTCTTCATGGTCTTCGGAGGATTCAACCA
CCCTCTACACATCACTCCATGGCTACTTCGTCTTTGGGCCACAGGCTGTAACTCGAGGGCTTCTTTGC
CACACTTGAGGAGTAAATCGCCCTGTGGTCCCTGGTGGTCTGGCCATTGAGCGCTACGTTGGTCTGC
AAGCCGATGAGCAACTTCCGCTTCGGGGAGAATCACGCTATCATGGGTGGTCTTCACCTGGATCATGG
CGTTGGCCTGTGCTGCTCCCCACTCGTTGGTGGTCCAGGTACATCCCTGAGGGCATGCAATGTTTCATG
CGGGATTGACTACTACACTCAAGCCTGAGGTCAACAACGAATCCTTTGTATCATGTTTCGTGGTC
CACTTCACCATTCATGATCGTCATCTTCTTCTGCTATGGGCAGCTGGTCTTCACAGTCAAGGAGGCGG
CTGCCAGCAGCAGGAGTCAGCCACCACTCAGAAGGCAGAGAAGGAAGTCAACCCGATGGTTATCATCAT
GGTCATCTTCTCTGATCTGCTGGCTTCCTACGCCAGTGTGGCCTTCTACATCTTCACCCACAGGGC
TCCAACCTCGGCCCATCTTCATGACTCTGCCAGCTTTCTTTGCTAAGAGCTTTCATCTATAACCCGG
TCATCTACATCATGTTGAACAAGCAGTTCGGAACTGTATGCTACCACGCTGTGCTGCGGCAAGAATCC
ACTGGGAGATGACGACGCTCTGCCACCGCTTCAAGACGGAGACCAGCCAGGTGGTCCAGCC

ACGCGTACGCGGCCGCTCGAGCAGAACTCATCTCAGAAGAGGATCTGGCAGCAATGATATCCTGGATT
ACAAGGATGACGACGATAAGGTTTAA



[View online »](#)

Protein Sequence: >MR205266 protein sequence
 Red=Cloning site Green=Tags(s)

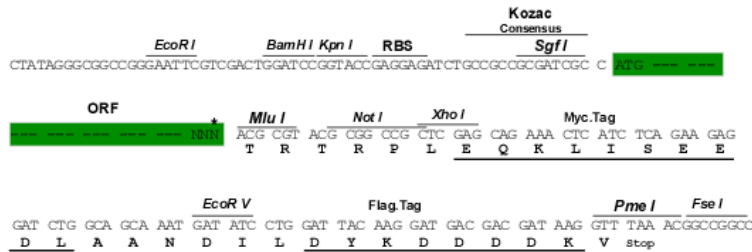
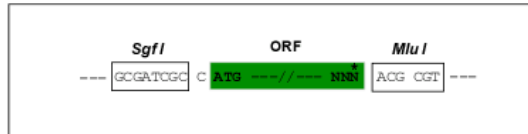
MNGTEGPNFYVPFSNVTGVVRSPEFQPYLLAEPWQFSMLAAYMFLILVLFPIINFLTYVTVQHKKLRT
 PLNYILLNLAVADLFMVFGGFTTLYTSLHGYVFGPTGCNLEGGFFATLGGEIALWSLVLAIERVYVVC
 KPMSNFRFGENHAIMGVVFTWIMALACAAPPLVGWSRYIPEGMQCSGIDYITLKPEVNNESFVIYMFVV
 HFTIPMIVIFFCYGQLVFTVKEAAAQQQESATTQKAEKEVTRMVIIMVIFFLICWLPYASVAFYIFTHQG
 SNFGPIFMTLPAFFAKSSSIYNPVIYIMLNKQFRNCMLTTLCCGKNPLGDDASATASKTETSQVAPA

TRTRPLEQKLISEEDLAANDILDYKDDDDKV

Restriction Sites: SgfI-MluI

Cloning Scheme:

Cloning sites used for ORF Shuttling:



* The last codon before the Stop codon of the ORF

ACCN: NM_145383

ORF Size: 1047 bp

OTI Disclaimer: The molecular sequence of this clone aligns with the gene accession number as a point of reference only. However, individual transcript sequences of the same gene can differ through naturally occurring variations (e.g. polymorphisms), each with its own valid existence. This clone is substantially in agreement with the reference, but a complete review of all prevailing variants is recommended prior to use. [More info](#)

OTI Annotation: This clone was engineered to express the complete ORF with an expression tag. Expression varies depending on the nature of the gene.

Components: The ORF clone is ion-exchange column purified and shipped in a 2D barcoded Matrix tube containing 10ug of transfection-ready, dried plasmid DNA (reconstitute with 100 ul of water).

Reconstitution Method:

1. Centrifuge at 5,000xg for 5min.
2. Carefully open the tube and add 100ul of sterile water to dissolve the DNA.
3. Close the tube and incubate for 10 minutes at room temperature.
4. Briefly vortex the tube and then do a quick spin (less than 5000xg) to concentrate the liquid at the bottom.
5. Store the suspended plasmid at -20°C. The DNA is stable for at least one year from date of shipping when stored at -20°C.

RefSeq: [NM_145383.2](#)

RefSeq Size: 3249 bp

RefSeq ORF: 1047 bp

Locus ID: 212541

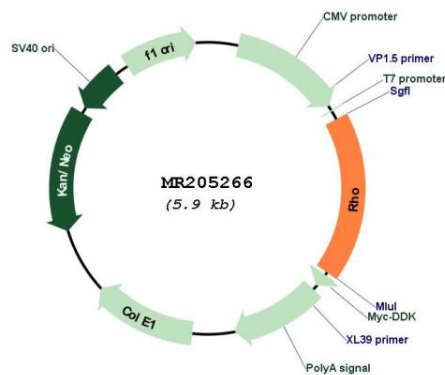
UniProt ID: [P15409](#)

Cytogenetics: 6 53.72 cM

MW: 39.1 kDa

Gene Summary: Photoreceptor required for image-forming vision at low light intensity. Required for photoreceptor cell viability after birth (PubMed:9020854). Light-induced isomerization of 11-cis to all-trans retinal triggers a conformational change that activates signaling via G-proteins. Subsequent receptor phosphorylation mediates displacement of the bound G-protein alpha subunit by the arrestin SAG and terminates signaling (PubMed:27353443).[UniProtKB/Swiss-Prot Function]

Product images:



Circular map for MR205266