

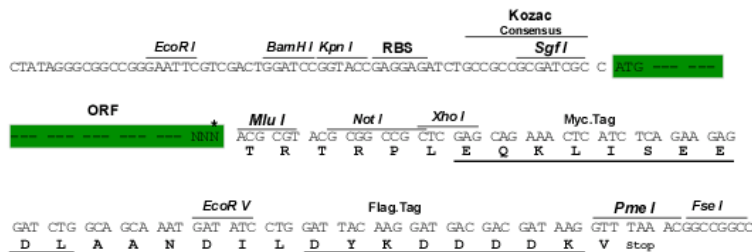
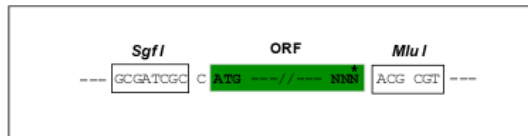
Product datasheet for MR205250

Gmpr2 (NM_177992) Mouse Tagged ORF Clone

Product data:

Product Type:	Expression Plasmids
Product Name:	Gmpr2 (NM_177992) Mouse Tagged ORF Clone
Tag:	Myc-DDK
Symbol:	Gmpr2
Synonyms:	1810008P16Rik; 5730544D12Rik; AA959850; GMPR 2
Vector:	pCMV6-Entry (PS100001)
E. coli Selection:	Kanamycin (25 ug/mL)
Cell Selection:	Neomycin
Restriction Sites:	SgfI-MluI
Cloning Scheme:	

Cloning sites used for ORF Shuttling:

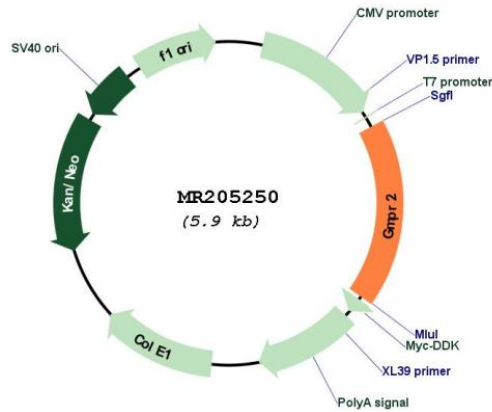


* The last codon before the Stop codon of the ORF



[View online »](#)

Plasmid Map:



ACCN: NM_177992

ORF Size: 1047 bp

OTI Disclaimer: The molecular sequence of this clone aligns with the gene accession number as a point of reference only. However, individual transcript sequences of the same gene can differ through naturally occurring variations (e.g. polymorphisms), each with its own valid existence. This clone is substantially in agreement with the reference, but a complete review of all prevailing variants is recommended prior to use. [More info](#)

OTI Annotation: This clone was engineered to express the complete ORF with an expression tag. Expression varies depending on the nature of the gene.

Components: The ORF clone is ion-exchange column purified and shipped in a 2D barcoded Matrix tube containing 10ug of transfection-ready, dried plasmid DNA (reconstitute with 100 ul of water).

Reconstitution Method:

1. Centrifuge at 5,000xg for 5min.
2. Carefully open the tube and add 100ul of sterile water to dissolve the DNA.
3. Close the tube and incubate for 10 minutes at room temperature.
4. Briefly vortex the tube and then do a quick spin (less than 5000xg) to concentrate the liquid at the bottom.
5. Store the suspended plasmid at -20°C. The DNA is stable for at least one year from date of shipping when stored at -20°C.

RefSeq: [NM_177992.2](#), [NP_818773.1](#)

RefSeq Size: 1560 bp

RefSeq ORF: 1047 bp

Locus ID: 105446

UniProt ID: [Q99L27](#)

Cytogenetics: 14 C3

MW: 38 kDa

Gene Summary: Catalyzes the irreversible NADPH-dependent deamination of GMP to IMP. It functions in the conversion of nucleobase, nucleoside and nucleotide derivatives of G to A nucleotides, and in maintaining the intracellular balance of A and G nucleotides (Probable). Plays a role in modulating cellular differentiation (By similarity).[UniProtKB/Swiss-Prot Function]