

## Product datasheet for MR205112

### Ddo (NM\_027442) Mouse Tagged ORF Clone

#### Product data:

|                           |   |
|---------------------------|---|
| Product Type:             | Expression Plasmids   |
| Product Name:             | Ddo (NM_027442) Mouse Tagged ORF Clone                            |
| Tag:                      | Myc-DDK   |
| Symbol:                   | Ddo   |
| Synonyms:                 | 5330420D20Rik; 5730402C02Rik; A1467244                            |
| Mammalian Cell Selection: | Neomycin  |
| Vector:                   | pCMV6-Entry (PS100001)  |
| E. coli Selection:        | Kanamycin (25 ug/mL)  |
| ORF Nucleotide Sequence:  | >MR205112 ORF sequence<br>Red=Cloning site Blue=ORF Green=Tags(s) |

TTTTGTAATACGACTCACTATAGGGCGCCGGGAATTCGTCGACTGGATCCGGTACCGAGGAGATCTGCC  
GCC**CGATCGCC**

ATGGACACAGTGTGATTGCGGTCGTTGGAGCTGGCGTGATAGGGCTGTCTACTGCAGCATGCATTTCCC  
AACTGGTTCGGGATGCACCGTCACTGTCATCTCAGACAGTTCACTCCTGATACCACAGTAATGTAGC  
GGCTGGGATGCTTATTCCTCACACGTATGCAGATACCCCGGTGCCACGCAGAAGCGATGTTTTAGAGAG  
ACCTTCGAGCATCTTTGAAATCGCCAAGTCTGCAGAGGCTGCAGATGCGGGTGTTCACCTGGTATCTG  
GTTGGCAGATATCCGCAGCGTCCCGCTGAAGAAGTGCCTTTCTGGGCTGATGTGGTGTGGGATTTCCG  
AAAGATGACAGAGGCTGAGCTGAAGCGTTCCTCAGTATGTGTTGGCCAGGCTTTTACAACCTGAAG  
TGCAGACTTCTGCCTACCTCCCGTGGCTGGAGAGAAGGATAAAGGGGAGTGGAGGTCTGCTACTACCA  
GGAGAATAGAAGACCTGTGGGAGCTGCAGCCATCTTTGATATCGTGGTCAATTGCTCAGGCCTGGGAAG  
CCGGCGACTTGTAGGTGACCCCATGATTTCCCGGTAAGGGGCCAGGTGCTCCAGGCACGGGCCCTGG  
GTGAAGCATTTTCATCCGAGATGGGGCGGGCTGACTTATGTTTACCCTGGTATGTCTATGTAACCTGG  
GAGGAAGTACAGAAAGGAGACTGGAATCGATCCCAGATGCAGAACTAGCAGAGAGATTTTTCTCG  
ATGCTGCACTCTCGAGCCTTCCCTCCACAGAGCCTACGACATAAAAGAGAAAGTGGGGCTGAGGCCACG  
AGGCCAGGTGTGGGCTGCAGAAGGAGATCCTAGTCCGGGACAACAGACGCTGCCTGTGGTCCACAAT  
ACGGCCACGGGAGTGGGGCATCTCTGTGATTGGGGCTGCTCTGGAAGCCACCAGGCTGGTGATGGA  
GTGTATCCATACCTCAGGACCCCTGCTTCCTTGTGCAAGCTG

**ACGCGT**ACGCGGCCGCTCGAGCAGAACTCATCTCAGAAGAGGATCTGGCAGCAAATGATATCCTGGATT  
ACAAGGATGACGACGATAAGGTTTAA



[View online »](#)

**Protein Sequence:** >MR205112 protein sequence  
Red=Cloning site Green=Tags(s)

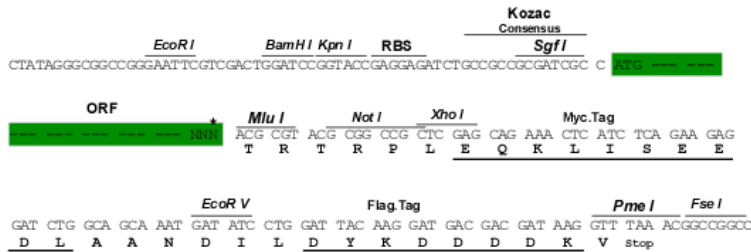
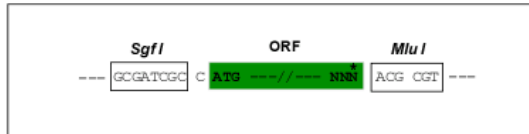
MDTVCIAVVGAGVIGLSTAACISQLVPGCTVTVISDRFTPDTTSNVAAGMLIPHTYADTPVPTQKRCFRE  
 TFEHLSEIAKSAEADAGVHLVSGWQIFRSVPAEEVFPWADVVLGFRKMTEAELKRFPPQYVFGQAF<sup>+</sup>TTLK  
 CETSAYLPLWERRIKGSGGLLLTRRIEDLWELQPSFDIVVNCISGLGSRRLVGDPMISPVRGQVLQARAPW  
 VKHFIRDGGGLTYVYPGMSYVTLGGTRQKGDWNRSPDAELSREIFSRCCLEPSLHRAYDIKEKVGRLRPS  
 RPGVRLQKEILVRGQQLPVVHNYGHGSGGISVHWGSALEATRLVMECIHTLRTPASLSKL

TRTRPLEQKLISEEDLAANDILDYKDDDDKV

**Restriction Sites:** SgfI-MluI

**Cloning Scheme:**

Cloning sites used for ORF Shuttling:



\* The last codon before the Stop codon of the ORF

**ACCN:** NM\_027442

**ORF Size:** 1026 bp

**OTI Disclaimer:** The molecular sequence of this clone aligns with the gene accession number as a point of reference only. However, individual transcript sequences of the same gene can differ through naturally occurring variations (e.g. polymorphisms), each with its own valid existence. This clone is substantially in agreement with the reference, but a complete review of all prevailing variants is recommended prior to use. [More info](#)

**OTI Annotation:** This clone was engineered to express the complete ORF with an expression tag. Expression varies depending on the nature of the gene.

**Components:** The ORF clone is ion-exchange column purified and shipped in a 2D barcoded Matrix tube containing 10ug of transfection-ready, dried plasmid DNA (reconstitute with 100 ul of water).

**Reconstitution Method:**

1. Centrifuge at 5,000xg for 5min.
2. Carefully open the tube and add 100ul of sterile water to dissolve the DNA.
3. Close the tube and incubate for 10 minutes at room temperature.
4. Briefly vortex the tube and then do a quick spin (less than 5000xg) to concentrate the liquid at the bottom.
5. Store the suspended plasmid at -20°C. The DNA is stable for at least one year from date of shipping when stored at -20°C.

**RefSeq:** [NM\\_027442.2](#), [NM\\_027442.3](#), [NM\\_027442.4](#), [NM\\_027442.5](#), [NP\\_081718.2](#)

**RefSeq Size:** 3002 bp

**RefSeq ORF:** 1026 bp

**Locus ID:** 70503

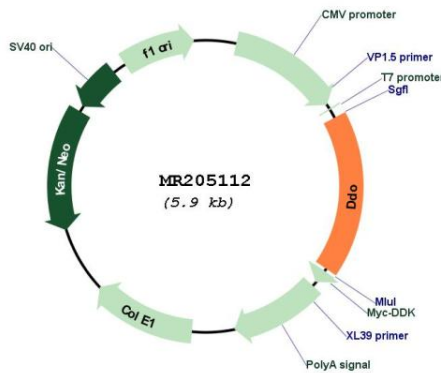
**UniProt ID:** [Q922Z0](#)

**Cytogenetics:** 10 B1

**MW:** 37.5 kDa

**Gene Summary:** Selectively catalyzes the oxidative deamination of D-aspartate and its N-methylated derivative, N-methyl D-aspartate.[UniProtKB/Swiss-Prot Function]

### Product images:



Circular map for MR205112