

## Product datasheet for MR204913

### Etfa (NM\_145615) Mouse Tagged ORF Clone

#### Product data:

Product Type:	Expression Plasmids
Product Name:	Etfa (NM_145615) Mouse Tagged ORF Clone
Tag:	Myc-DDK
Symbol:	Etfa
Synonyms:	2010200I21Rik; D9Ert394e
Mammalian Cell Selection:	Neomycin
Vector:	pCMV6-Entry (PS100001)
E. coli Selection:	Kanamycin (25 ug/mL)
ORF Nucleotide Sequence:	>MR204913 ORF sequence Red=Cloning site Blue=ORF Green=Tags(s)

TTTTGTAATACGACTCACTATAGGGCGGCCGGAATTCGTCGACTGGATCCGGTACCGAGGAGATCTGCC  
GCC**CGCATCGCC**

ATGTTTCGAGCAGCGGCCCTGGGCAGCTCCGGCGGGCGGCTCATTGCTCCGTTTTCAGAGTACCTTGG  
TAATAGCTGAGCATGCAAATGATCCCTAGCACCCATTACTCTAAATACTATCACTGCAGCTGGACGTCT  
TGGAGGTGAAGTGTCTGCTTAGTAGCTGGAACCAAGTGTGACAAGGTGGTACAGGATCTATGAAAAGTA  
GCTGGCGTAGCAAAGTTCTGGTGGCTCAGCATGATGCATACAAAGGCCCTCTCCAGAGGAACTCACAC  
CGTTGATTTTGGAACTCAGAAGCAGTTCAGTTACACACACATCTGTGCTGGAGCGTCTGCTTTTGGAAA  
GAACCTTCTGCCAGAGTAGCTGCCAACTTAATGTTGCTCCAGTTTCTGACATCATTGAGATCAAGTCA  
CCTGACACATTTGTGAGAACTATCTATGCAGGAAATGCGTTGTGTACAGTAAAGTGTGATGAGAAAGTAA  
AGGTGTTTTCTGTTTCGAGGAACATCTTTTGGAGCTGCAGCAACAAGTGGAGGTAGTGCTAGTTTCAGAAAA  
GGCACCAAGTTCTTATCAGTGGGAATATCAGAGTGGCTTGACCAGAAATTGACAAAAAGTGACCGACCA  
GAACTAACTGGTCCAAAGTGGTGGTATCTGGTGGTCGGGGTTTGAAGAGTGGAGAGAACTTAACTGC  
TGTATGACCTGGCAGATCAACTACATGCTGCAGTTGGTGTCTCCGAGCTGCTGTTGATGCTGGCTTTGT  
TCCCAATGACATGCAAGTTGGTCAGACAGGAAAAATAGTAGCTCCAGAACTTTATATTGCTGTTGGAATA  
TCTGGAGCCATTCAACATTTAACTGGGATGAAGGACAGCAAGACAATCGTGGCTATTAACAAAGATCCAG  
AAGCTCCAATTTTCCAGGTGGCAGATTATGGAATAGTTGCAGATTTATTTAAGGTGGTTCTGAAATGAC  
AGAAATACTGAAGAAAAA

**ACGCGT**ACGCGGCCGCTCGAGCAGAACTCATCTCAGAAGAGGATCTGGCAGCAAATGATATCCTGGATT  
ACAAGGATGACGACGATAAGGTTTAA



[View online »](#)

**Protein Sequence:** >MR204913 protein sequence  
Red=Cloning site Green=Tags(s)

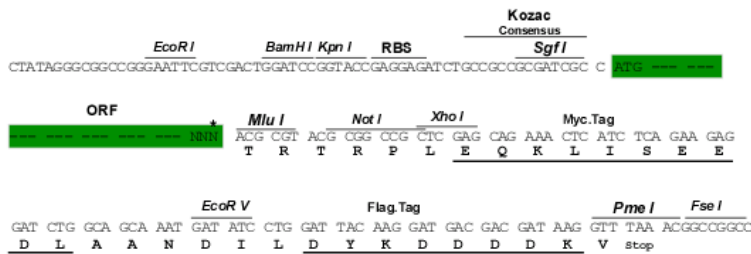
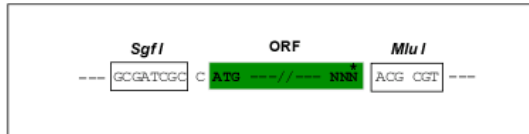
MFRAAAPGQLRRAASLLRFQSTLVIAEHANDSLAPITLNTITAAGRLGGEVSCLVAGTKCDKVVQDLCKV  
 AGVAKVLVAQHDAYKGLLPEELTPLILETQKQFSYTHICAGASAFGKNLLPRVAAKLNVPVSDIIEIKS  
 PDTFVRTIYAGNALCTVKCDEKVKVFSVRGTSFEAAATSGGSASSEKAPSSSSVGISEWLDQKLTKSDRP  
 ELTGAKVVVSSGGRGLKSGENFKLLYDLADQLHAAVAVGASRAAVDAGFVPNDMQVGQTGKIVAPELYIAVGI  
 SGAIQHLTGMKDSKTIVAINKDPEAIFQVADYGIVADLFKVVPEMTEILKKK

TRTRPLEQKLISEEDLAANDILDYKDDDDKV

**Restriction Sites:** SgfI-MluI

**Cloning Scheme:**

Cloning sites used for ORF Shuttling:



\* The last codon before the Stop codon of the ORF

**ACCN:** NM\_145615

**ORF Size:** 1002 bp

**OTI Disclaimer:** The molecular sequence of this clone aligns with the gene accession number as a point of reference only. However, individual transcript sequences of the same gene can differ through naturally occurring variations (e.g. polymorphisms), each with its own valid existence. This clone is substantially in agreement with the reference, but a complete review of all prevailing variants is recommended prior to use. [More info](#)

**OTI Annotation:** This clone was engineered to express the complete ORF with an expression tag. Expression varies depending on the nature of the gene.

**Components:** The ORF clone is ion-exchange column purified and shipped in a 2D barcoded Matrix tube containing 10ug of transfection-ready, dried plasmid DNA (reconstitute with 100 ul of water).

**Reconstitution Method:**

1. Centrifuge at 5,000xg for 5min.
2. Carefully open the tube and add 100ul of sterile water to dissolve the DNA.
3. Close the tube and incubate for 10 minutes at room temperature.
4. Briefly vortex the tube and then do a quick spin (less than 5000xg) to concentrate the liquid at the bottom.
5. Store the suspended plasmid at -20°C. The DNA is stable for at least one year from date of shipping when stored at -20°C.

**RefSeq:** [NM\\_145615.1](#)

**RefSeq Size:** 1464 bp

**RefSeq ORF:** 1002 bp

**Locus ID:** 110842

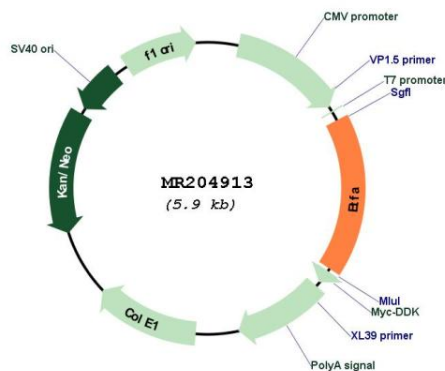
**UniProt ID:** [Q99LC5](#)

**Cytogenetics:** 9 B

**MW:** 35 kDa

**Gene Summary:** Heterodimeric electron transfer flavoprotein that accepts electrons from several mitochondrial dehydrogenases, including acyl-CoA dehydrogenases, glutaryl-CoA and sarcosine dehydrogenase. It transfers the electrons to the main mitochondrial respiratory chain via ETF-ubiquinone oxidoreductase (ETF dehydrogenase). Required for normal mitochondrial fatty acid oxidation and normal amino acid metabolism.[UniProtKB/Swiss-Prot Function]

### Product images:



Circular map for MR204913