

## Product datasheet for **MR204841**

### Rad51d (NM\_011235) Mouse Tagged ORF Clone

#### Product data:

Product Type:	Expression Plasmids
Product Name:	Rad51d (NM_011235) Mouse Tagged ORF Clone
Tag:	Myc-DDK
Symbol:	Rad51d
Synonyms:	R51H; R51H3; Rad5; Rad51I3; TRAD; Trad-d5
Mammalian Cell Selection:	Neomycin
Vector:	pCMV6-Entry (PS100001)
E. coli Selection:	Kanamycin (25 ug/mL)
ORF Nucleotide Sequence:	>MR204841 ORF sequence Red=Cloning site Blue=ORF Green=Tags(s)

TTTTGTAATACGACTCACTATAGGGCGGCCGGAATTCGTCGACTGGATCCGGTACCGAGGAGATCTGCC  
GCC**CGATCGCC**

ATGGGCATGCTCAGGGCAGGGCTGTGCCGGCCCTACCGAGGAGACCGTCCAGCTTCTCAGAGGCCGAA  
AGATAAAACAGTGCCAGACCTGGCAGCTGCTGACTTGGAGGAAGTAGCCAGAAGTGTGGCTTGCCTA  
CAAGGCCCTCGTTGCCCTGAGGAGGGTGTGCTGGCGCAGTTCTCGGCTTCCCCTTAAATGGCGCAGAT  
CTCTATGAGGAAGTGAAGACTTCCACGGCCATCCTGTCCACCGGCATCGAAGCCTGGACAACTACTTG  
ATGCTGGCCTCTATACTGGGAGGTGACTGAAATTGTGGGTGGCCAGGTAGCGGCAAACCCAGGTGTG  
TCTCTGTGTGGCTGCAAATGTGGCCATAGCCTGCAGCAGAATGTACTGTATGTGGATTCCAATGGAGGA  
ATGACGGCGTCCCGCCTCCTCCAGCTACTACAGGCTAGAACC AAGATGAGGAGAAAACAGCAAAGTGCTC  
TCCAGAGGATACAGGTGGTGCCTCATTGACATCTTCCGGATGCTAGATATGCTACAGGACCTTCGCGG  
CACCATAGCCCAGCAGGAAGCAACTTCTCAGGCGCCGTGAAGGTTGTGATTGTGGACTCGGTCAGTCA  
GTGGTCCGCCCCACTTCTGGGAGGTGAGCAGAGGGAAGGCTGGCCTTGATGATGCAGTGGCCCGAGAGC  
TCAAGATCCTGGCCCGGACCTGGGTGTGGCAGTGGTGGTACCAACCACTTGACTCGAGATTGGGATGG  
TAGAAGATTCAAACCTGCCCTTGGACGCTCCTGGAGCTTTGTGCCAGTACCCGGATTCTCCTGGATGTC  
ACTGAGGGGCTGGGACTCGGTAGCAGCCAACGCACAGTATGTCTGACCAAGTCTCCCGCCAGCCAA  
CGGGTCTGCAGGAGATGATAGACATTGGGACATTGGGGACTGAGGAGCAGAGCCAGAATTACCTGGCAA  
GCAGACG

**ACGCGT**ACGCGGCCGCTCGAGCAGAACTCATCTCAGAAGAGGATCTGGCAGCAAATGATATCCTGGATT  
ACAAGGATGACGACGATAAGGTTTAA



[View online »](#)

**Protein Sequence:** >MR204841 protein sequence  
Red=Cloning site Green=Tags(s)

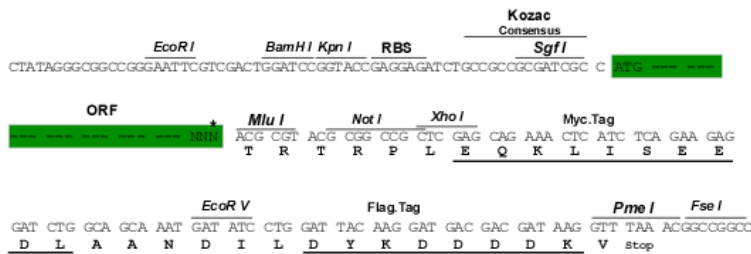
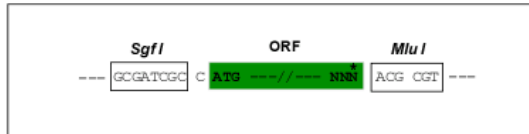
MGMLRAGLCPGLTEETVQLLRGRKIKTVADLAADLEEVAQKCGLSYKALVALRRVLLAQFSAPPLNGAD  
 LYEEKTSTAILSTGIGSLDKLLDAGLYTGEVTEIVGGPGSGKTQVCLCVAANVAHSLQQNVLYVDSNGG  
 MTASRLLQLLQARTQDEEKQASALQRIQVVRSFDIFRMLDMLQDLRGTIAQQEATSSGAVKVVIVDSVTA  
 VVAPLLGGQQREGLALMMQLARELKILARDLGVAVVVVTNHLTRDWDGRRFKPALGRSWSFVPSTRILLDV  
 TEGAGTLGSSQRTVCLTKSPRQPTGLQEMIDIGTLGTEEQSPPELPGKQT

TRTRPLEQKLISEEDLAANDILDYKDDDDKV

**Restriction Sites:** SgfI-MluI

**Cloning Scheme:**

Cloning sites used for ORF Shuttling:



\* The last codon before the Stop codon of the ORF

**ACCN:** NM\_011235

**ORF Size:** 990 bp

**OTI Disclaimer:** The molecular sequence of this clone aligns with the gene accession number as a point of reference only. However, individual transcript sequences of the same gene can differ through naturally occurring variations (e.g. polymorphisms), each with its own valid existence. This clone is substantially in agreement with the reference, but a complete review of all prevailing variants is recommended prior to use. [More info](#)

**OTI Annotation:** This clone was engineered to express the complete ORF with an expression tag. Expression varies depending on the nature of the gene.

**Components:** The ORF clone is ion-exchange column purified and shipped in a 2D barcoded Matrix tube containing 10ug of transfection-ready, dried plasmid DNA (reconstitute with 100 ul of water).

**Reconstitution Method:**

1. Centrifuge at 5,000xg for 5min.
2. Carefully open the tube and add 100ul of sterile water to dissolve the DNA.
3. Close the tube and incubate for 10 minutes at room temperature.
4. Briefly vortex the tube and then do a quick spin (less than 5000xg) to concentrate the liquid at the bottom.
5. Store the suspended plasmid at -20°C. The DNA is stable for at least one year from date of shipping when stored at -20°C.

**RefSeq:** [NM\\_011235.4](#), [NP\\_035365.1](#)

**RefSeq Size:** 7072 bp

**RefSeq ORF:** 990 bp

**Locus ID:** 19364

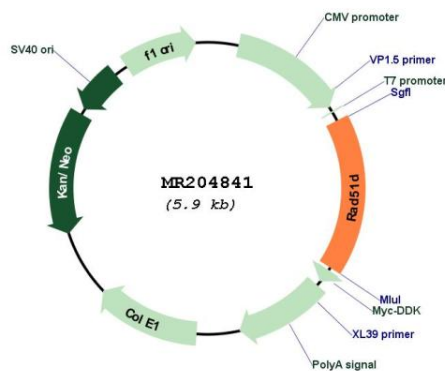
**UniProt ID:** [O55230](#)

**Cytogenetics:** 11 50.3 cM

**MW:** 35.3 kDa

**Gene Summary:** This gene belongs to the Rad51 gene family whose products play a major role in homologous recombination and DNA repair. The encoded protein interacts with other proteins of this family, including Rad51b, Rad51c and Xrcc2, and plays an essential role in both DNA repair and telomere maintenance. In humans, germline mutations in this gene may be associated with predisposition to ovarian cancer. Alternative splicing of this gene results in multiple transcript variants. [provided by RefSeq, May 2013]

### Product images:



Circular map for MR204841