

Product datasheet for MR204834

Tal1 (NM_011527) Mouse Tagged ORF Clone

Product data:

Product Type: Expression Plasmids
Product Name: Tal1 (NM_011527) Mouse Tagged ORF Clone
Tag: Myc-DDK
Symbol: Tal1
Synonyms: bHLHa17; Hpt; Scl; SCL/tal-1; tal-1
Mammalian Cell Selection: Neomycin
Vector: pCMV6-Entry (PS100001)
E. coli Selection: Kanamycin (25 ug/mL)
ORF Nucleotide Sequence: >MR204834 representing NM_011527
 Red=Cloning site Blue=ORF Green=Tags(s)

TTTTGTAATACGACTCACTATAGGGCGGCCGGAATTCGTCGACTGGATCCGGTACCGAGGAGATCTGCC
 GCC**CGATCGCC**

ATGACGGAGCGGCCGCCGAGCGAGGCGGCACGCAGTGACCCGCAACTAGAGGGACAGGACGCGGCCGAGG
 CCCGCATGGCCCCCGCACCTAGTCTGCTCAACGGCGTCGCCAAGGAGACGAGCCGCGCACCCCCGGC
 TGAGCCCCCGTCATCGAGCTAGGAGCGCGCAGCGCGGGGGGGCGCCCTGCCAGTGGGGCGGTGCC
 GCGAGGGACTTAAAGGGCCGCGACGCAGTAGCAGCCGAAGCTCGCCTTCGGGTGCCACCACCGAGCTGT
 GCAGACCTCCCGACCCCGCCCGCGCCCGCCCGCCTCGGCTCCTGCAGAGCTGCCTGGAGACGGCCG
 CATGGTGCAGCTGAGCCCGCCGCTGGCAGCCCTGCCGCGCCCGGCCGAGCGCTGCTCTATAGCCTT
 AGCCAGCCGCTCGCTCACTAGGCAGTGGGTTCTTTGGGGAACCGGATGCCTTCCCCATGTTACCAACA
 ACAACCGGGTGAAGAGGAGGCCCTCCCCATATGAGATGGAGATTTCTGATGGTCTCACACCAAAGTAGT
 GCGGCGCATCTTCAACAACAGCCGGGAACGATGGCGGCAGCAGAATGTGAATGGGGCATTGCTGAGCTC
 AGAAAGCTGATCCCCACCCACCCAGACAAGAACTAAGCAAGAATGAGATCTCCGCTTGGCATGA
 AGTACATCAATTCCTGGCAAGTTACTCAATGACCAGGAGGAGGAAGGCACCCAGCGTCCCAAGCCTGG
 CAAGGACCCCGTGGTGGGAGCTGGTGGGGTGGGGCAGGGGTGGCATCCCCCTGAAGACCTTCTACAG
 GACGTGCTTTCCCCAACTCCAGCTGTGGCAGCTCTCTGGATGGGGCAGCCAGCCCGGACAGTTACACAG
 AGGAGCCAACACCAAGCACACTTCCCGCAGCCTCCATCCTGCCCTGCTGCCTGCCGCTGATGGGGCTGG
 CCCCCG

ACGCGTACGCGGCCGCTCGAGCAGAACTCATCTCAGAAGAGGATCTGGCAGCAATGATATCCTGGATT
 ACAAGGATGACGACGATAAGGTTTAA



[View online »](#)

Protein Sequence: >MR204834 representing NM_011527
Red=Cloning site Green=Tags(s)

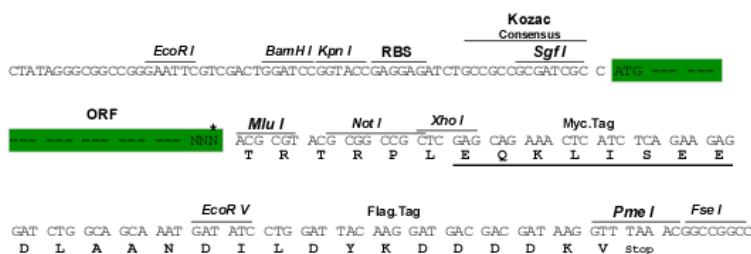
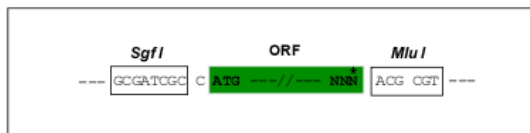
MTERPPSEAAARSDPQLEGQDAEARMAPPHLVLLNGVAKETSRAAPAEPPIELGARSGAGGGPASGGGA
 ARDLKGRDAVAEAEARLRVPTTELCRPPGPAPAPASAPAEALPGDGRMVQLSPPALAAPAGPGRALLYSL
 SQPLASLGSGFFGEPDAFPMFTNNNRVRRRSPYEMESDGPHTKVRRRIFTNSRERWRQNVNGAF AEL
 RKLIPTHPPDKKLSKNEILRLAMKYINFLAKLLNDQEEGTQRAKPGKDPVVGAGGGGAGGGIPPEDLLQ
 DVLSPNSSCGSSLDGAASPDSYTEEPTPKHTSRSLHPALLPADGAGPR

TRTRPLEQKLISEEDLAANDILDYKDDDDKV

Restriction Sites: SgfI-MluI

Cloning Scheme:

Cloning sites used for ORF Shuttling:



* The last codon before the Stop codon of the ORF

ACCN: NM_011527

ORF Size: 987 bp

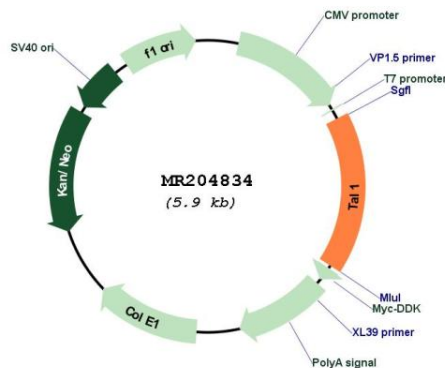
OTI Disclaimer: Due to the inherent nature of this plasmid, standard methods to replicate additional amounts of DNA in E. coli are highly likely to result in mutations and/or rearrangements. Therefore, OriGene does not guarantee the capability to replicate this plasmid DNA. Additional amounts of DNA can be purchased from OriGene with batch-specific, full-sequence verification at a reduced cost. Please contact our customer care team at custsupport@origene.com or by calling 301.340.3188 option 3 for pricing and delivery.

The molecular sequence of this clone aligns with the gene accession number as a point of reference only. However, individual transcript sequences of the same gene can differ through naturally occurring variations (e.g. polymorphisms), each with its own valid existence. This clone is substantially in agreement with the reference, but a complete review of all prevailing variants is recommended prior to use. [More info](#)

OTI Annotation: This clone was engineered to express the complete ORF with an expression tag. Expression varies depending on the nature of the gene.

- Components:** The ORF clone is ion-exchange column purified and shipped in a 2D barcoded Matrix tube containing 10ug of transfection-ready, dried plasmid DNA (reconstitute with 100 ul of water).
- Reconstitution Method:**
1. Centrifuge at 5,000xg for 5min.
 2. Carefully open the tube and add 100ul of sterile water to dissolve the DNA.
 3. Close the tube and incubate for 10 minutes at room temperature.
 4. Briefly vortex the tube and then do a quick spin (less than 5000xg) to concentrate the liquid at the bottom.
 5. Store the suspended plasmid at -20°C. The DNA is stable for at least one year from date of shipping when stored at -20°C.
- RefSeq:** [NM_011527.3](#)
- RefSeq Size:** 4161 bp
- RefSeq ORF:** 990 bp
- Locus ID:** 21349
- UniProt ID:** [P22091](#)
- Cytogenetics:** 4 52.73 cM
- MW:** 34.7 kDa
- Gene Summary:** Implicated in the genesis of hemopoietic malignancies. It may play an important role in hemopoietic differentiation. Serves as a positive regulator of erythroid differentiation. [UniProtKB/Swiss-Prot Function]

Product images:



Circular map for MR204834