

Product datasheet for **MR204824**

Acbd4 (NM_025988) Mouse Tagged ORF Clone

Product data:

Product Type: Expression Plasmids
Product Name: Acbd4 (NM_025988) Mouse Tagged ORF Clone
Tag: Myc-DDK
Symbol: Acbd4
Synonyms: 2010009P05Rik; 2010015A21Rik; AI849317
Mammalian Cell Selection: Neomycin
Vector: pCMV6-Entry (PS100001)
E. coli Selection: Kanamycin (25 ug/mL)
ORF Nucleotide Sequence: >MR204824 ORF sequence
Red=Cloning site Blue=ORF Green=Tags(s)

TTTTGTAATACGACTCACTATAGGGCGGCCGGAATTCGTCGACTGGATCCGGTACCGAGGAGATCTGCC
GCC**CGATCGCC**

ATGGGTACCGAGAAGGAAGACCCGACTGTCAAAAACAGTTCCAGGCAGCAGTCAGCGTCATTCAGAACC
TGCCTAAGAAATGGCTCTTACCGCCCTCTATGAAGAGATGCTGCGATTCTACAGCTACTACAAGCAGGC
TACCATGGGGCCCTGCCTGGTCCCCGGCCTGGGTTCTGGGACCCATTGGACGTTACAAGTGGGATGCC
TGAACAGACTGGCAAGATGAGCAGGGAGGAAGCCATGTCTGCCTACATCTCTGAGATGAAGCTGGTGG
CACAGAAGGTGATCGACACAGTCCCTGGGCGAGGTGGCAGAGGATATGTTTGGTTATTTTCGAGCCCT
GTACCAGGTGATCCCTGACATGCCGAGGCCCCAGAAACCTTCTTGAGAAGGGCCACAGGTTGGAAGGAG
CCGTTGGTGCAGAGAGAGGATCAGGCGGCTCCAGAGCCTTCTTGTGTCCCAAGGAGCCAGTGCCTCCAA
GTCCAGAGTCCCGGCCACCCAGAGACCTGGACCTGGAGGTTTTCTGTGACTCCGTGGAACAGCTAGAGCC
AGAGTTGGTGAGACTGCCTGTCTTGTCCCCGTTGCTGCTGAGCCCGAGTTGTGCCACCTCCCCCTGGG
ATCTGGGACTCCTCAGCTCAGCAGGTTTGGGCAGAGCAGAAGGAAGCAGCTGGCAGAGAGCTGACCACCA
GGAGCAGCCCCGAGTCCACTGGGAGAAGGAGGGGTTGGGAGGCGCCTGATAGGCCACAGGAGTTGGA
CACATGGCTGGTGGGACAGTCCGGGCCATGCAGGAAAGCATGAAGGACGTTACAGGAGGCTACAGAGC
CTGGAGAGCAAGCCCCAGCCACTCAAGCAGAGGTCGCCAGGACTCGGCCCTGGCCCTAGGGCTCTCCG
TTCCCACGCTGCTTTTATCCTGTGCCCTTCGTTGTCCAGTGGCTCTTCCGACAGTTTCGGACCCA
GAAGAGG

ACGCGTACGCGGCCGCTCGAGCAGAACTCATCTCAGAAGAGGATCTGGCAGCAAATGATATCCTGGATT
ACAAGGATGACGACGATAAGGTTTAA



[View online »](#)

Protein Sequence: >MR204824 protein sequence
 Red=Cloning site Green=Tags(s)

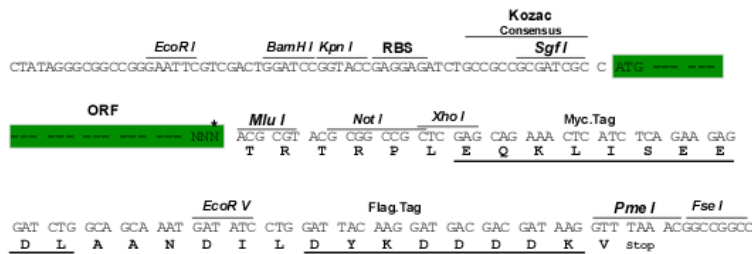
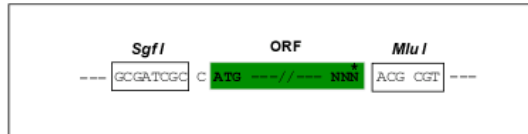
MGTEKEEPDCQKQFQAAVSVIQNLPKNGSYRPSYEEMLRFYSSYKQATMGPCLVPRPGFWDPIGRYKWDA
 WNRLGKMSREEAMSAYISEMKLVAQKVIDTVPLGEVAEDMFGYFEPLYQVIPDMRPPETFLRRATGWKE
 PLVQREDQAAPEPSCVPKEPVPPSPESRPPRDLDELVFCDSVEQLEPELVRLPVLSPVAAEPELCHLPPG
 IWDSSAQVWAEQKEAAGRELTRSSPESTGEKEGLGGGLIGPQELDTWLVGTVRAMQESMKDVRRLQS
 LESKPQLKQRSRPRTRPWPLGLSVPTLLFFILWPFVVQWLFRRQRTQKR

TRTRPLEQKLISEEDLAANDILDYKDDDDKV

Restriction Sites: SgfI-MluI

Cloning Scheme:

Cloning sites used for ORF Shuttling:



* The last codon before the Stop codon of the ORF

ACCN: NM_025988

ORF Size: 990 bp

OTI Disclaimer: The molecular sequence of this clone aligns with the gene accession number as a point of reference only. However, individual transcript sequences of the same gene can differ through naturally occurring variations (e.g. polymorphisms), each with its own valid existence. This clone is substantially in agreement with the reference, but a complete review of all prevailing variants is recommended prior to use. [More info](#)

OTI Annotation: This clone was engineered to express the complete ORF with an expression tag. Expression varies depending on the nature of the gene.

Components: The ORF clone is ion-exchange column purified and shipped in a 2D barcoded Matrix tube containing 10ug of transfection-ready, dried plasmid DNA (reconstitute with 100 ul of water).

Reconstitution Method:

1. Centrifuge at 5,000xg for 5min.
2. Carefully open the tube and add 100ul of sterile water to dissolve the DNA.
3. Close the tube and incubate for 10 minutes at room temperature.
4. Briefly vortex the tube and then do a quick spin (less than 5000xg) to concentrate the liquid at the bottom.
5. Store the suspended plasmid at -20°C. The DNA is stable for at least one year from date of shipping when stored at -20°C.

RefSeq: [NM_025988.2](#), [NP_080264.1](#)

RefSeq Size: 2081 bp

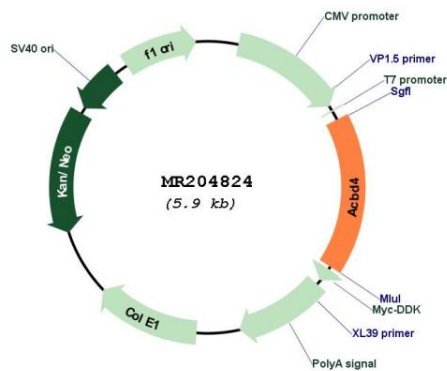
RefSeq ORF: 990 bp

Locus ID: 67131

Cytogenetics: 11 E1

MW: 37.7 kDa

Product images:



Circular map for MR204824