

## Product datasheet for MR204667

### Icosl (NM\_015790) Mouse Tagged ORF Clone

#### Product data:

Product Type:	Expression Plasmids
Product Name:	Icosl (NM_015790) Mouse Tagged ORF Clone
Tag:	Myc-DDK
Symbol:	Icosl
Synonyms:	AU044799; B7-H2; B7h; B7RP-1; BG071784; GI50; GL50; GL50-B; ICOS-L; Icoslg; LICOS; Ly1151
Mammalian Cell Selection:	Neomycin
Vector:	pCMV6-Entry (PS100001)
E. coli Selection:	Kanamycin (25 ug/mL)
ORF Nucleotide Sequence:	>MR204667 ORF sequence Red=Cloning site Blue=ORF Green=Tags(s)

TTTTGTAATACGACTCACTATAGGGCGCCGGGAATTCGTCGACTGGATCCGGTACCGAGGAGATCTGCC  
GCCCGCATCGCC

ATGCAGCTAAAGTGTCCCTGTTTTGTGTCCTTGGGAACCGGCAGCCTGTTTGAAGAAGCTCCATGTTT  
CTAGCGGGTCTTTTCTGGTCTTGGTCTGTTCTTGCTGCTGTTGAGCAGCCTCTGTGCTGCCTCTGCAGA  
GACTGAAGTCGGTGCAATGGTGGCAGCAATGTGGTCTCAGCTGCATTGACCCACAGACGCCATTTT  
AACTTGAGTGGTCTGTATGTCTATTGGCAAATCGAAAACCCAGAAGTTTCGGTGACTTACTACCTGCCTT  
ACAAGTCTCCAGGGATCAATGTGGACAGTTCTACAAGAACAGGGCCATCTGTCCCTGGACTCCATGAA  
GCAGGGTAACTTCTCTGTACCTGAAGAATGTCAACCCTCAGGATACCCAGGAGTTCACATGCCGGTA  
TTTATGAATACAGCCACAGAGTTAGTCAAGATCTTGAAGAGGTGGTCAGGCTGCGTGTGGCAGCAA  
TCAGTACACCTGTATCAGCACCTCTGATAGCTCCAACCCGGGCCAGGAACGTACCTACACCTGCATGTC  
CAAGAATGGCTACCCAGAGCCCAACCTGTATTGGATCAACACAACGGACAATAGCCTAATAGACACGGCT  
CTGCAGAATAACACTGTCTACTTGAACAAGTTGGGCCTGTATGATGTAATCAGCACATTAAGGCTCCCTT  
GGACATCTCGTGGGATGTTCTGTGCTGCGTAGAGAATGTGGCTCTCCACCAGAACATCACTAGCATTAG  
CCAGGCAGAAAAGTTTCACTGAAATAACACAAAAGAACCCACAGGAAACCCACAATAATGAGTTAAAAGTC  
CTTGTCCTCCGTCCTTGTGACTGGCGGCAGCGCATTGTTTCTTCATCATATACAGACGCACGCGTC  
CCCACCGAAGCTATACAGGACCCAAGACTGTACAGCTTGAACCTACAGACCACGCC

AGCGGACCGACGCGTACGCGCCGCTCGAGCAGAACTCATCTCAGAAGAGGATCTGGCAGCAAATGATATCC  
TGGATTACAAGGATGACGACGATAAGGTTTAA



[View online »](#)

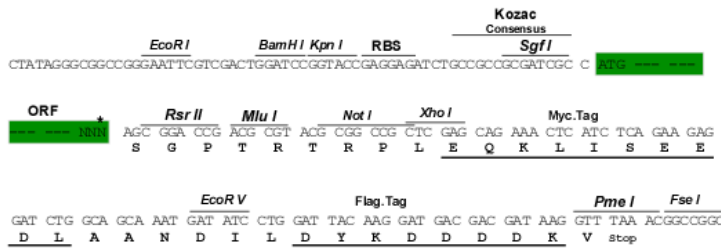
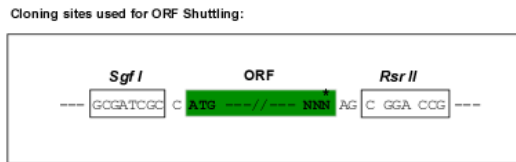
**Protein Sequence:** >MR204667 protein sequence  
 Red=Cloning site Green=Tags(s)

MQLKPCFVSLGTRQPVWKKLHVSSGFFSGLGLFLLLLSSCAASAEVEVGAMVGSNNVLSCIDPHRRHF  
 NL SGL YVYWQIENPEVSVTYL PYKSPGINVDSSYKNRGHLSDSMKQGNFSLYLKNVTPQDTQEFTRV  
 FMNTATELVKILEEVRLRVAANFSTPVI STSDSSNPQERTYTCMSKNGYPEPNLYWINTT DNSLIDTA  
 LQNTVYLVNKLGLYDVI STLRLPWT SRGDVLCVENVALHQNITSI SQAESFTGNNTKPNQETHNNELKV  
 LVPVLA VLAAA FVSFII YRRTRPHRSYTGPKTVQLELTDHA

SGP TRTRPLEQKLI SEEDLAANDILDYKDDDDKV

**Restriction Sites:** SgfI-RsrII

**Cloning Scheme:**



\* The last codon before the Stop codon of the ORF

**ACCN:** NM\_015790

**ORF Size:** 969 bp

**OTI Disclaimer:** The molecular sequence of this clone aligns with the gene accession number as a point of reference only. However, individual transcript sequences of the same gene can differ through naturally occurring variations (e.g. polymorphisms), each with its own valid existence. This clone is substantially in agreement with the reference, but a complete review of all prevailing variants is recommended prior to use. [More info](#)

**OTI Annotation:** This clone was engineered to express the complete ORF with an expression tag. Expression varies depending on the nature of the gene.

**Components:** The ORF clone is ion-exchange column purified and shipped in a 2D barcoded Matrix tube containing 10ug of transfection-ready, dried plasmid DNA (reconstitute with 100 ul of water).

**Reconstitution Method:**

1. Centrifuge at 5,000xg for 5min.
2. Carefully open the tube and add 100ul of sterile water to dissolve the DNA.
3. Close the tube and incubate for 10 minutes at room temperature.
4. Briefly vortex the tube and then do a quick spin (less than 5000xg) to concentrate the liquid at the bottom.
5. Store the suspended plasmid at -20°C. The DNA is stable for at least one year from date of shipping when stored at -20°C.

**RefSeq:** [NM\\_015790.3](#), [NP\\_056605.1](#)

**RefSeq Size:** 2748 bp

**RefSeq ORF:** 969 bp

**Locus ID:** 50723

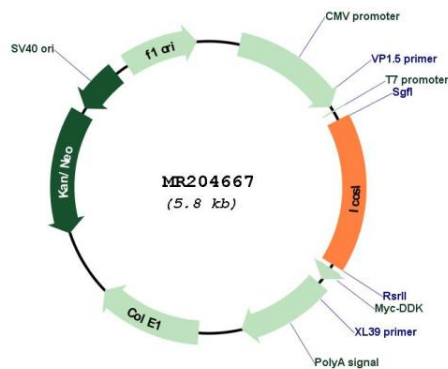
**UniProt ID:** [Q9JHJ8](#)

**Cytogenetics:** 10 C1

**MW:** 36 kDa

**Gene Summary:** Ligand for the T-cell-specific cell surface receptor ICOS. Acts as a costimulatory signal for T-cell proliferation and cytokine secretion; induces also B-cell proliferation and differentiation into plasma cells. Could play an important role in mediating local tissue responses to inflammatory conditions, as well as in modulating the secondary immune response by co-stimulating memory T-cell function. During pregnancy, may function to skew the cytokine of maternal T-cells toward immunoprotective Th2 phenotype.[UniProtKB/Swiss-Prot Function]

### Product images:



Circular map for MR204667