

Product datasheet for **MR204451**

Fahd2a (NM_029629) Mouse Tagged ORF Clone

Product data:

Product Type:	Expression Plasmids
Product Name:	Fahd2a (NM_029629) Mouse Tagged ORF Clone
Tag:	Myc-DDK
Symbol:	Fahd2a
Synonyms:	1500003K14Rik; B430104H02Rik; Cgi-105; Fahd2
Mammalian Cell Selection:	Neomycin
Vector:	pCMV6-Entry (PS100001)
E. coli Selection:	Kanamycin (25 ug/mL)
ORF Nucleotide Sequence:	>MR204451 ORF sequence Red=Cloning site Blue=ORF Green=Tags(s)

TTTTGTAATACGACTCACTATAGGGCGGCCGGAATTCGTCGACTGGATCCGGTACCGAGGAGATCTGCC
GCC**CGATCGCC**

ATGCTGGGCTTTGGGAGGAGGAGGCTGTTCTCAGCTCTGCTGCAGGTTTCAGAAGAGGCCCTGTCAACCT
CCAGAAACATGAGACTGGTACAGTTCCAGGCACCTCACCTGGAAGAGCCTCACCTGGGTCTGGAGTCAGG
GGTTGGTGGAGGAGTTGTAGACTTAAATGCTTTTACTCAACACTCCCTAAGACAATGGTGCAGTTCCTG
GAGCAAGGAGAGACCACCCTTTCAGTGGCAAGAAGAGCCCTGGTACCCAGCTGCCTGTCATCCCTCGGT
CACAGGTGACCTTCTTGGCCCTGTACCCGGCCAGACAAGGTGATATGTGTGGGCTTGAATTATGCAGA
CCACTGCCAAGAACAGAAATGTGCGGGTGCCCAAGAGCCCCATCATCTTCAGCAAGTTCCTCAGCTCTATC
GTGGGGCCCTACGATGAGATCATCTCCACCAGAGAGCAAGGAAGTTGACTGGGAGGTCGAGATGGCCG
TGGTCATTGGGAAGAAAGGCAAACATCAAGGCCACAGATGTCATGGCTCACGTGGCTGGCTTCACTGT
GGCTCATGATGTGAGTGCTCGGGACTGGCAAAATGAGAAATGAAAAGCAGTGGTACTGGGAAAACTTTT
GATACTTTCTGCCCCCTGGGCCCTGCCTTGTTACCAAGGATACCATAGCAGATCCACACAATTTAAAGA
TCTGCTGTCGAGTGAATGGAGAGGTAGTCCAGAGCAGCAACCAACCAGATGGTGTTCAGACTGAATA
TCTGATAGCCTGGGTCTCCAGTTTGTACTCTTTACCCAGGGGACCTCCTCTGACTGGGACGCCTCCA
GGTGTGGCATGTTTAGGAAGCCTCCTGTCTTCCCAAGAAGGGCGATGAAGTCCAGTGTGAGATTGAAG
AACTGGTGTATCATCAACAAGTGTTG

ACGCGTACGCGGCCGCTCGAGCAGAAACTCATCTCAGAAGAGGATCTGGCAGCAAATGATATCCTGGATT
ACAAGGATGACGACGATAAGGTTTAA



Protein Sequence: >MR204451 protein sequence
Red=Cloning site Green=Tags(s)

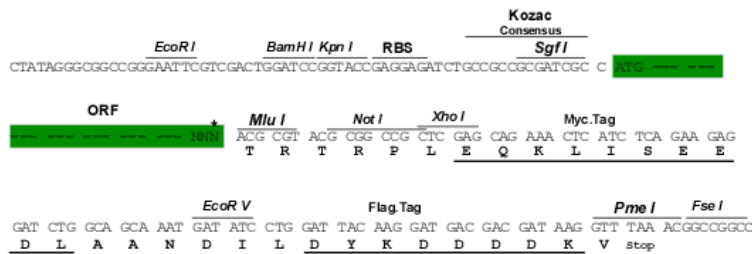
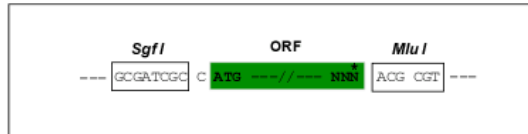
MLGFGRRLFSALLQVQKRPCQPSRNMRLVQFQAPHLEEPHLGLESGVGGGVVDLNAFDSTLPKTMVQFL
 EQGETLSVARRALATQLPVIPRSQVTF LAPVTRPDKVICVGLNYADHCQEONVRVPKSPIIFSKFSSSI
 VGPYDEIILPPESKEVDWEVEMAVVIGKKGKHIKATDVMMAHVAGFTVAHDVSARDWQMRNGKQWLLGKTF
 DTF CPLGPALVTKDTIADPHNLKICCRVNGEVQSSNTNQMVFKTEYLIAWVSQFVTLYPGDLLLTGTPP
 GVMFRKPPVFLKKGDEVQCEIEELGVIINKVV

TRTRPLEQKLISEEDLAANDILDYKDDDDKV

Restriction Sites: SgfI-MluI

Cloning Scheme:

Cloning sites used for ORF Shuttling:



* The last codon before the Stop codon of the ORF

ACCN: NM_029629

ORF Size: 942 bp

OTI Disclaimer: The molecular sequence of this clone aligns with the gene accession number as a point of reference only. However, individual transcript sequences of the same gene can differ through naturally occurring variations (e.g. polymorphisms), each with its own valid existence. This clone is substantially in agreement with the reference, but a complete review of all prevailing variants is recommended prior to use. [More info](#)

OTI Annotation: This clone was engineered to express the complete ORF with an expression tag. Expression varies depending on the nature of the gene.

Components: The ORF clone is ion-exchange column purified and shipped in a 2D barcoded Matrix tube containing 10ug of transfection-ready, dried plasmid DNA (reconstitute with 100 ul of water).

Reconstitution Method:

1. Centrifuge at 5,000xg for 5min.
2. Carefully open the tube and add 100ul of sterile water to dissolve the DNA.
3. Close the tube and incubate for 10 minutes at room temperature.
4. Briefly vortex the tube and then do a quick spin (less than 5000xg) to concentrate the liquid at the bottom.
5. Store the suspended plasmid at -20°C. The DNA is stable for at least one year from date of shipping when stored at -20°C.

RefSeq: [NM_029629.1](#), [NP_083905.1](#)

RefSeq Size: 1242 bp

RefSeq ORF: 942 bp

Locus ID: 68126

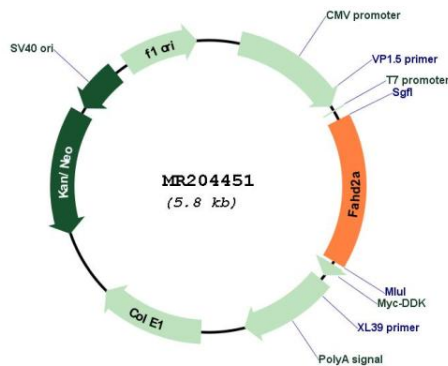
UniProt ID: [Q3TC72](#)

Cytogenetics: 2 F1

MW: 34.7 kDa

Gene Summary: May have hydrolase activity.[UniProtKB/Swiss-Prot Function]

Product images:



Circular map for MR204451