

Product datasheet for **MR203880**

Miox (NM_019977) Mouse Tagged ORF Clone

Product data:

Product Type:	Expression Plasmids
Product Name:	Miox (NM_019977) Mouse Tagged ORF Clone
Tag:	Myc-DDK
Symbol:	Miox
Synonyms:	0610009I10Rik; AI314022; Aldrl6; C85427; RSOR
Mammalian Cell Selection:	Neomycin
Vector:	pCMV6-Entry (PS100001)
E. coli Selection:	Kanamycin (25 ug/mL)
ORF Nucleotide Sequence:	>MR203880 ORF sequence Red=Cloning site Blue=ORF Green=Tags(s)

TTTTGTAATACGACTCACTATAGGGCGCCGGGAATTCGTCGACTGGATCCGGTACCGAGGAGATCTGCC
GCC**CGGATCGCC**

ATGAAGGTCGATGTGGGCCAGACCCTTCCTGGTCTATCGACCCGATGTGGACCCAGAGATGGCCAAA
GCAAGGACAGCTCCGAACTATACTTCAGGCCGCTGCTGGATCGTGTCTTTACCACATACAAGTCAT
GCACACTCACCAGACTGTGGACTTCGTGAGCAGGAAGCGCATCCAGTATGGAAGCTTCTTTACAAGAAG
ATGACCATCATGGAGGCTGTGGCATGTGGATGATCTGGTGGACGAATCTGACCCAGACGTAGATTTCC
CCAACCTCTTCCACGCTTCCAGACCGGGAGGCATCCGAAAGCCACCCGGACAAGGACTGGTTCCA
CCTGGTCGGACTTTTGCACGATCTGGGAAAATTATGGCTCTGTGGGGGAACTCAGTGGGCTGTTGTT
GGAGACACGTTCCCCGTGGGCTGCCGTCCCCAGGCCTCTGTGGTGTCTGTGACTCTACTTTCCAGGACA
ATCCTGACCTCCAGGATCCTCGATACAGCACAGAAGTCCGGATGTACCAGCCTCACTGTGGACTAGAGAA
CGTCTTATGTCTGGGGCCATGATGAGTACCTATACCAGATGATGAAGTTCAACAAGTTCTCCCTGCCT
TCAGAGGCCTTACATGATCCGATTCCACTCTTCTATCCGTGGCACACCGCGGTGACTACCGGCAGC
TGTGCAGCCAGCAGGACCTGGATATGCTGCCCTGGGTGCAAGAGTTCAACAAGTTGATCTCTACACGAA
GTGCCCTGACCTACCGGATGTGGAGAGCCTGCGGCCCTACTATCAAGGGCTGATTGACAAGTACTGCCCG
GGCACCTGAGCTGG

AG**CGGACCG**ACGCGTACGCGGCCGCTCGAGCAGAACTCATCTCAGAAGAGGATCTGGCAGCAAATGATATCC
TGGATTACAAGGATGACGACGATAAGGTTAA



[View online »](#)

Protein Sequence: >MR203880 protein sequence
 Red=Cloning site Green=Tags(s)

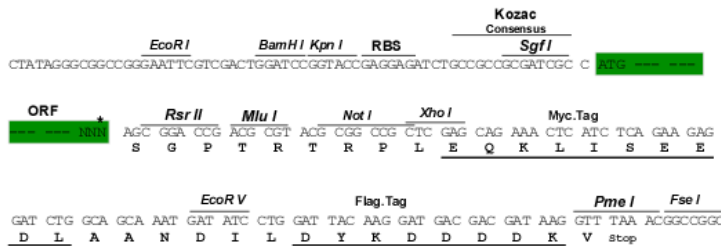
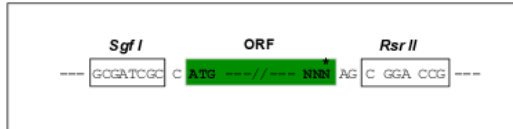
MKVDVGPDPPLVYRPDVDPPEMAKSKDSFRNYTSGPLLDRVFTTYKLMHTHQTVDFVSRKRIQYGSFSYKK
 MTIMEAVGMLDDLVDSDPDVDFPNSFHAFQTAEGIRKAHPDKDFHLVGLLDLHDLGKIMALWGEPQWAVV
 GDTFFVGCGRPQASVVFCDSTFQDNPDLDQPRYSTELGMYQPHCGLENVLMSWGHDEYLQMMKFNFSLP
 SEAFYMRFHFSFYPWHTGGDYRQLCSQQDLMLPWVQEFNKFDLYTKCPDLPDVESLRPYYQGLIDKYCP
 GTLSW

SGPTRTRPLEQKLISEEDLAANDILDYKDDDDKV

Restriction Sites: SgfI-RsrII

Cloning Scheme:

Cloning sites used for ORF Shuttling:



* The last codon before the Stop codon of the ORF

ACCN: NM_019977

ORF Size: 858 bp

OTI Disclaimer: The molecular sequence of this clone aligns with the gene accession number as a point of reference only. However, individual transcript sequences of the same gene can differ through naturally occurring variations (e.g. polymorphisms), each with its own valid existence. This clone is substantially in agreement with the reference, but a complete review of all prevailing variants is recommended prior to use. [More info](#)

OTI Annotation: This clone was engineered to express the complete ORF with an expression tag. Expression varies depending on the nature of the gene.

Components: The ORF clone is ion-exchange column purified and shipped in a 2D barcoded Matrix tube containing 10ug of transfection-ready, dried plasmid DNA (reconstitute with 100 ul of water).

Reconstitution Method:

1. Centrifuge at 5,000xg for 5min.
2. Carefully open the tube and add 100ul of sterile water to dissolve the DNA.
3. Close the tube and incubate for 10 minutes at room temperature.
4. Briefly vortex the tube and then do a quick spin (less than 5000xg) to concentrate the liquid at the bottom.
5. Store the suspended plasmid at -20°C. The DNA is stable for at least one year from date of shipping when stored at -20°C.

RefSeq: [NM_019977.2](#), [NP_064361.2](#)

RefSeq Size: 1074 bp

RefSeq ORF: 858 bp

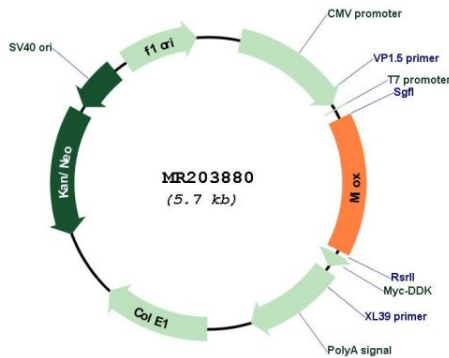
Locus ID: 56727

UniProt ID: [Q9QXN5](#)

Cytogenetics: 15 E3

MW: 33.2 kDa

Product images:



Circular map for MR203880