

Product datasheet for MR203598

Hoxa5 (NM_010453) Mouse Tagged ORF Clone

Product data:

Product Type:	Expression Plasmids
Product Name:	Hoxa5 (NM_010453) Mouse Tagged ORF Clone
Tag:	Myc-DDK
Symbol:	Hoxa5
Synonyms:	Hox-1.3
Mammalian Cell Selection:	Neomycin
Vector:	pCMV6-Entry (PS100001)
E. coli Selection:	Kanamycin (25 ug/mL)
ORF Nucleotide Sequence:	>MR203598 ORF sequence Red=Cloning site Blue=ORF Green=Tags(s)

TTTTGTAATACGACTCACTATAGGGCGGCCGGAATTCGTCGACTGGATCCGGTACCGAGGAGATCTGCC
GCC**CGATCGCC**

ATGAGCTCTTATTTTGTAACTCATTTTTCGGTTCGCTATCCAAATGGCCCGGACTACCAAGTTGCATAATT
ATGGAGATCATAGTTCGGTGGAGCAACAATTCAGGGACTCGGCGAGCATGCACTCCGGCAGGTACGGCTA
CGGCTACAATGGCATGGATCTCAGCGTCGGCCGTTTCGGTTCCGGCCACTTTGGCTCCGGCAGCGCGTC
CGCAGCTACGCGGCTGGGGCCAGTGCAGCGCCCGCCGAGCCAGGTACAGCCAGCCGGCCACGTCCACGC
ACTCGCCACCGCCGACCCGCTGCCCTGCTCAGCGGTGGCCCCCTCGCCCGCAGCGACAGCCACCACGG
CGGGAAAACTCCCTGGGCAACTCCAGCGGCGCCTCGGCCAACGCGGCAGCACCCACATCAGCAGCAGA
GAGGGGTTGGCACGGCTCCGAGCCGAGGAGGACGCCCTGCCAGCAGCGAGCAGCGGGCGCCAGA
GCGAGCCGAGCCCGCGCCCGCCGCTCAGCCCCAGATCTACCCCTGGATGCGCAAGCTGCACATTAGTCA
CGACAATATAGGTGGCCAGAAGGCAAAAGGGCCCGGACGGCCTACACTCGCTACCAGACCCCTGGAGCTG
GAGAAAGAATTCCAATCAACCGCTACCTGACCCGCCGAAGAAGGATCGAAATAGCTCATGCCCTTTGCC
TCTCCGAGAGACAAATTTAAATCTGGTTCCAAAACAGGAGGATGAAGTGGAAAAAGATAATAAGCTGAA
AAGCATGAGTATGGCCCGGCAGGGGGGCTTTCCGCC

ACGCGTACGCGGCGCTCGAGCAGAACTCATCTCAGAAGAGGATCTGGCAGCAAATGATATCCTGGATT
ACAAGGATGACGACGATAAGGTTTAA



[View online »](#)

Protein Sequence: >MR203598 protein sequence
 Red=Cloning site Green=Tags(s)

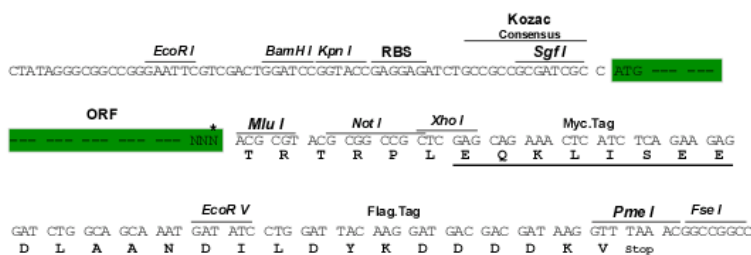
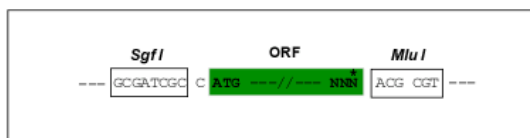
MSSYFVNSFCGRYPNGPDYQLHNYGDHSSVSEQFRDSASMHSGRYGYGYNGMDLSVGRSGSGHFGSGERV
 RSYAAGASAAPAEPRYSQPATSTHSPDPPLPCSAVAPSPGSDSHHGKNSLGNSSGASANAGSTHISLR
 EGVGTASAAEEDAPASSEQAQAQSESPAPPAQPQIYPWMRKLHI SHDNI GGPEGKRARTAYTRYQTLEL
 EKEFHFNRYL TRRRRIEIAHALCLSERQIKIWFQNRMRKWKDNKLSMSMAAAGGAFRP

TRTRPLEQKLISEEDLAANDILDYKDDDDKV

Restriction Sites: SgfI-MluI

Cloning Scheme:

Cloning sites used for ORF Shuttling:



* The last codon before the Stop codon of the ORF

ACCN: NM_010453

ORF Size: 813 bp

OTI Disclaimer: The molecular sequence of this clone aligns with the gene accession number as a point of reference only. However, individual transcript sequences of the same gene can differ through naturally occurring variations (e.g. polymorphisms), each with its own valid existence. This clone is substantially in agreement with the reference, but a complete review of all prevailing variants is recommended prior to use. [More info](#)

OTI Annotation: This clone was engineered to express the complete ORF with an expression tag. Expression varies depending on the nature of the gene.

Components: The ORF clone is ion-exchange column purified and shipped in a 2D barcoded Matrix tube containing 10ug of transfection-ready, dried plasmid DNA (reconstitute with 100 ul of water).

Reconstitution Method:

1. Centrifuge at 5,000xg for 5min.
2. Carefully open the tube and add 100ul of sterile water to dissolve the DNA.
3. Close the tube and incubate for 10 minutes at room temperature.
4. Briefly vortex the tube and then do a quick spin (less than 5000xg) to concentrate the liquid at the bottom.
5. Store the suspended plasmid at -20°C. The DNA is stable for at least one year from date of shipping when stored at -20°C.

RefSeq: [NM_010453.1](#), [NM_010453.2](#), [NM_010453.3](#), [NM_010453.4](#), [NM_010453.5](#), [NP_034583.1](#)

RefSeq Size: 1877 bp

RefSeq ORF: 813 bp

Locus ID: 15402

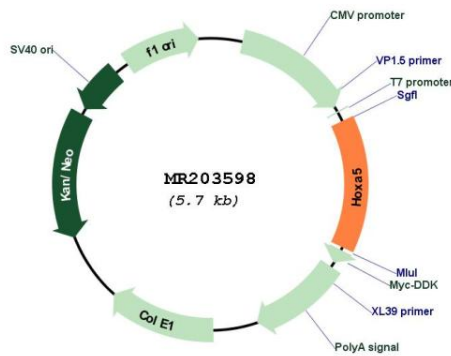
UniProt ID: [P09021](#)

Cytogenetics: 6 25.4 cM

MW: 29.3 kDa

Gene Summary: Sequence-specific transcription factor which is part of a developmental regulatory system that provides cells with specific positional identities on the anterior-posterior axis. Also binds to its own promoter. Binds specifically to the motif 5'-CYYNATTA[*TG*]Y-3'. [UniProtKB/Swiss-Prot Function]

Product images:



Circular map for MR203598