

## Product datasheet for MR203486

### Tmem41a (NM\_025693) Mouse Tagged ORF Clone

#### Product data:

Product Type:	Expression Plasmids
Product Name:	Tmem41a (NM_025693) Mouse Tagged ORF Clone
Tag:	Myc-DDK
Symbol:	Tmem41a
Synonyms:	2900010K02Rik; 5730578N08Rik
Mammalian Cell Selection:	Neomycin
Vector:	pCMV6-Entry (PS100001)
E. coli Selection:	Kanamycin (25 ug/mL)
ORF Nucleotide Sequence:	>MR203486 ORF sequence Red=Cloning site Blue=ORF Green=Tags(s)

TTTTGTAATACGACTCACTATAGGGCGGCCGGAATTCGTCGACTGGATCCGGTACCGAGGAGATCTGCC  
GCC**CGATCGCC**

ATGCGCGCGTGTCTGGCTTGTCTCCTCGTATTCGGAGGCTGCACCTTCGCATTATACCTGCTCTCCACGC  
GGCTGCCCTTGGGGCCGAGGCTGGCGGGCGGGGAGCCGAAGGCCGGTCGCTGTGGTCCCTCCGA  
TCTGGCAGAGCTGCGGGAGCTCTGAAGTTCTCGAGAGTACCGGAAAGAGCACCAGGCCTATGTGTT  
CTGCTCTTTTGCAGTGCCTACCTCTACAAGCAGGGCTTTGCCATCCCTGGCTCCAGCTTCCTGAATGTT  
TGGCTGGTGCCTTGTTCGGGCCATGGCTGGGACTTTTGTGTGCTGCGTGTGACATCCGTGGGTGCCAC  
AGGCTGCTACCTGCTTTCCAGTCTTTTCGGCAAACAGCTGGTCATCTCCTACTTTCTGATAAAGTGCC  
CTGCTGCAGAAGAAGGTGGAGGAGAACCAGAAACAGCCTGTTCTTTTCTGCTGTTCCCTCAGACTCTCC  
CCATGACACCAAAGTGGTCTTGAACCTCTCGGCCCGATTCTGAACATCCCATTTGTGCAGTTTTTCTT  
CTCAGTGTCTATCGGTTTGATCCCTTACAATTTTCATCTGCGTGCAGACGGGCTCCATCCTCTCCACCCTC  
ACCTCTCTGGATGCCCTTCTCTTGGGAGACTGTCTTGAAGCTCTTGGCCATCGCCCTGGTCGCTTTGG  
TTCCGGGAACGCTCATCAAAAATTTAGCCAGAAGCGCTGGCGCTGAGTGAACAAGCGACATCGGCCA  
CCAGACCGCAGGAAGGACGCA

**ACGCGT**ACGCGGCCGCTCGAGCAGAAACTCATCTCAGAAGAGGATCTGGCAGCAAATGATATCCTGGATT  
ACAAGGATGACGACGATAAGGTTTAA



[View online »](#)

**Protein Sequence:** >MR203486 protein sequence  
 Red=Cloning site Green=Tags(s)

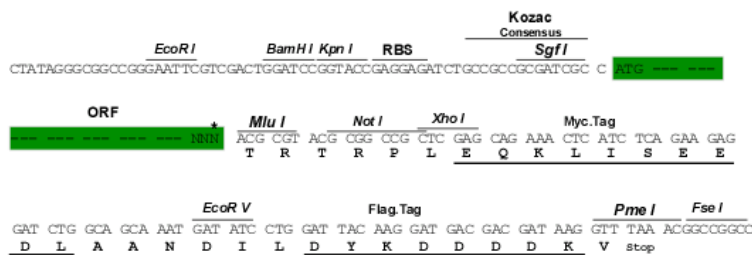
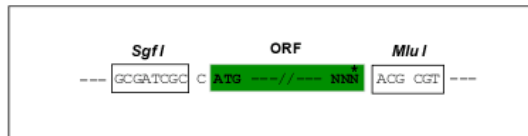
MRALLGLLL VFGGCTFALYLLSTR LPLGPRLAAAGEPEGRSLWFPSDL AELRELSEVLREYRKEHQAYVF  
 LLFCSAYLYKQGF AIPGSSFLNVLGALFGPWLGLLLCCVLT SVGATGCYLLSSLFGKQLVISYFPDKVA  
 LLQKKVEENRNSLFFLLFLRLFPMT PNWFLNLSAPILNIPIVQFFF SVLIGLIPYNFICVQTGSILSTL  
 TSLDALFSWETVLKLLAIALVALVPGTLIKKFSQKRLALSETSDIGHPPDRRKDA

TRTRPLEQKLISEEDLAANDILDYKDDDDKV

**Restriction Sites:** SgfI-MluI

**Cloning Scheme:**

Cloning sites used for ORF Shuttling:



\* The last codon before the Stop codon of the ORF

**ACCN:** NM\_025693

**ORF Size:** 795 bp

**OTI Disclaimer:** The molecular sequence of this clone aligns with the gene accession number as a point of reference only. However, individual transcript sequences of the same gene can differ through naturally occurring variations (e.g. polymorphisms), each with its own valid existence. This clone is substantially in agreement with the reference, but a complete review of all prevailing variants is recommended prior to use. [More info](#)

**OTI Annotation:** This clone was engineered to express the complete ORF with an expression tag. Expression varies depending on the nature of the gene.

**Components:** The ORF clone is ion-exchange column purified and shipped in a 2D barcoded Matrix tube containing 10ug of transfection-ready, dried plasmid DNA (reconstitute with 100 ul of water).

**Reconstitution Method:**

1. Centrifuge at 5,000xg for 5min.
2. Carefully open the tube and add 100ul of sterile water to dissolve the DNA.
3. Close the tube and incubate for 10 minutes at room temperature.
4. Briefly vortex the tube and then do a quick spin (less than 5000xg) to concentrate the liquid at the bottom.
5. Store the suspended plasmid at -20°C. The DNA is stable for at least one year from date of shipping when stored at -20°C.

**RefSeq:** [NM\\_025693.4](#)

**RefSeq Size:** 1359 bp

**RefSeq ORF:** 795 bp

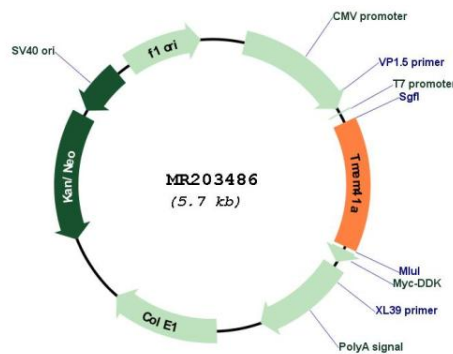
**Locus ID:** 66664

**UniProt ID:** [Q9D8U2](#)

**Cytogenetics:** 16 B1

**MW:** 29.4 kDa

### Product images:



Circular map for MR203486