

Product datasheet for MR203177

Ccng1 (BC005534) Mouse Tagged ORF Clone

Product data:

Product Type: Expression Plasmids
Product Name: Ccng1 (BC005534) Mouse Tagged ORF Clone
Tag: Myc-DDK
Symbol: Ccng1
Synonyms: Ccng, cyclin G
Vector: pCMV6-Entry (PS100001)
E. coli Selection: Kanamycin (25 ug/mL)
Cell Selection: Neomycin
ORF Nucleotide Sequence: >MR203177 representing BC005534
Red=Cloning site Blue=ORF Green=Tags(s)

TTTTGTAATACGACTCACTATAGGGCGCCGGAATTCGTCGACTGGATCCGGTACCGAGGAGATCTGCC
GCCGCGATCGCC

ACGCGTACGCGGCCGCTCGAGCAGAACTCATCTCTGAAGAGGATCTGGCAGCAAATGATATCCTGGATT
ACAAGGATGACGACGATAAGGTTTAA

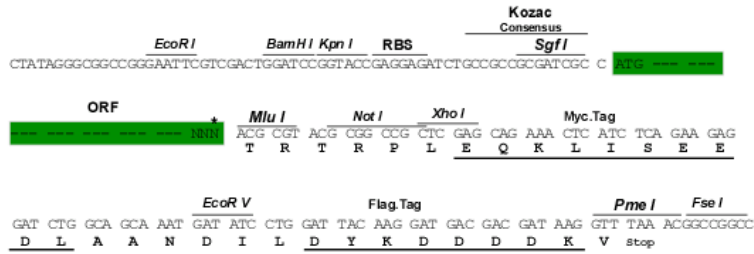
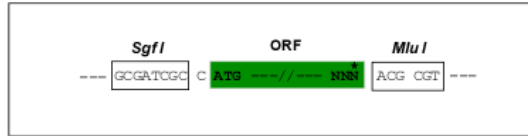
Restriction Sites: Sgfl-Mlul



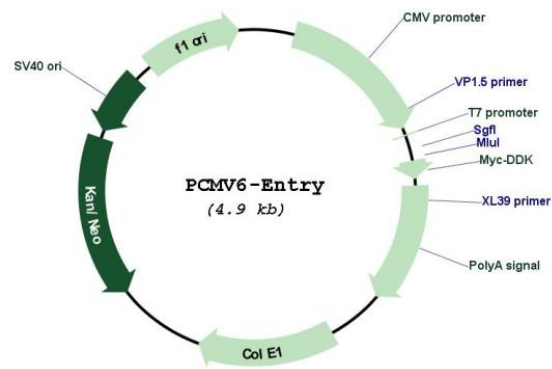
[View online »](#)

Cloning Scheme:

Cloning sites used for ORF Shutting:



* The last codon before the Stop codon of the ORF

Plasmid Map:


ACCN: BC005534

ORF Size: 747 bp

OTI Disclaimer: The molecular sequence of this clone aligns with the gene accession number as a point of reference only. However, individual transcript sequences of the same gene can differ through naturally occurring variations (e.g. polymorphisms), each with its own valid existence. This clone is substantially in agreement with the reference, but a complete review of all prevailing variants is recommended prior to use. [More info](#)

OTI Annotation: This clone was engineered to express the complete ORF with an expression tag. Expression varies depending on the nature of the gene.

Components: The ORF clone is ion-exchange column purified and shipped in a 2D barcoded Matrix tube containing 10ug of transfection-ready, dried plasmid DNA (reconstitute with 100 ul of water).

Reconstitution Method:

1. Centrifuge at 5,000xg for 5min.
2. Carefully open the tube and add 100ul of sterile water to dissolve the DNA.
3. Close the tube and incubate for 10 minutes at room temperature.
4. Briefly vortex the tube and then do a quick spin (less than 5000xg) to concentrate the liquid at the bottom.
5. Store the suspended plasmid at -20°C. The DNA is stable for at least one year from date of shipping when stored at -20°C.

RefSeq: [BC005534](#), [AAH05534](#)

RefSeq Size: 3151 bp

RefSeq ORF: 749 bp

Locus ID: 12450

Cytogenetics: 11 A5

MW: 115.5 kDa

Gene Summary:

May play a role in growth regulation. Is associated with G2/M phase arrest in response to DNA damage. May be an intermediate by which p53 mediates its role as an inhibitor of cellular proliferation.[UniProtKB/Swiss-Prot Function]