

Product datasheet for MR202919

Tspan4 (NM_053082) Mouse Tagged ORF Clone

Product data:

Product Type:	Expression Plasmids
Product Name:	Tspan4 (NM_053082) Mouse Tagged ORF Clone
Tag:	Myc-DDK
Symbol:	Tspan4
Synonyms:	AI325509; AI746565; D130042I01Rik; NAG-2; Tm4sf7; Tspan-4
Mammalian Cell Selection:	Neomycin
Vector:	pCMV6-Entry (PS100001)
E. coli Selection:	Kanamycin (25 ug/mL)
ORF Nucleotide Sequence:	>MR202919 ORF sequence Red=Cloning site Blue=ORF Green=Tags(s)

TTTTGTAATACGACTCACTATAGGGCGGCCGGAATTCGTCGACTGGATCCGGTACCGAGGAGATCTGCC
GCC**CGATCGCC**

ATGGCGCGCGGCTGCCTCCAGGGCGTCAAGTACCTCATGTTGCGCTTCAACCTGCTCTTCTGGCTGGGTG
GCTGTGGTGTCTGGGTGTTGGCATCTGGTTGGCTGCCACACAGGGAACTTTGCCACCTTATCATCCTC
ATTTCCATCCTTGTGGCTGCCAACCTGCTCATCGTCACCGGGACCTTCGTCATGGCCATCGGCTTCGTG
GGCTGCATTGGGGCCCTCAAGGAGAACAAGTGCCTACTGCTCACTTTCTTTGTGCTGCTGCTAGTGT
TCCTGCTGGAAGCCACCATTGCTGTGCTCTTCTTGCCTACAGTGACAAGATTGACAGTTATGCCAACA
AGACCTGAAGAAGGGCCTGCATCTGTATGGCACACAGGGCAACGTGGGCCCTACCAATGCCTGGAGCATC
ATCCAGACTGATTTCCGATGCTGTGGAGTTCCAATTACACTGATTGGTTTGAGGTATACAATGCCACTC
GTGTGCCTGACTCCTGCTGTCTGGAGTTCAGTGATAGCTGTGGTTACATGAACCTGGTACCTGGTGGAA
GTCGCCCTGTTATGAGACAGTGAAGGCCTGGCTCCAGGAGAACCTGCTAGCTGTGGGCATCTTTGGACTG
TGCACGGCACTGGTGCAGATTCTGGGCCTACCTTCGCTATGACCATGTACTGCCAGGTGGTAAAGGCGG
ACACCTACTGTGCA

ACGCGTACGCGGCCGCTCGAGCAGAACTCATCTCAGAAGAGGATCTGGCAGCAAATGATATCCTGGATT
ACAAGGATGACGACGATAAGGTTTAA



[View online »](#)

Protein Sequence: >MR202919 protein sequence
 Red=Cloning site Green=Tags(s)

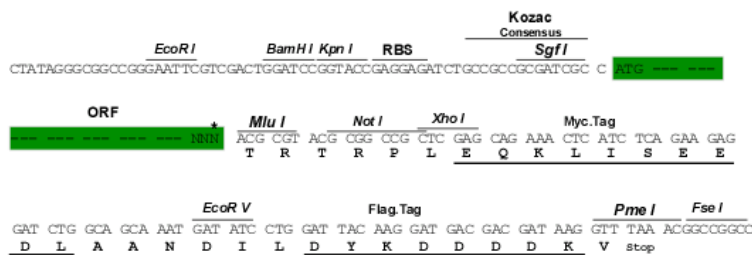
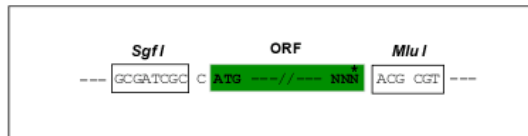
MARGCLQGVKYLMAFNLLFWLGGCGVLGVGIWLAATQGNFATLSSSFPSLSAANLLIVTGTFFVMAIGFV
 GCIGALKENKCLLLTFFVLLLLVFLLEATIAVLFAYSDKIDSYAQDLKKGLHLYGTQGNVGLTNAWSI
 IQTDFRCCGVSNYTDWFEVYNATRVDPSCCLEFSDSCGLHEPGTWWKSPCYETVKAWLQENLLAVGIFGL
 CTALVQILGLTFAMTMYCQVVKADTYCA

TRTRPLEQKLISEEDLAANDILDYKDDDDKV

Restriction Sites: SgfI-MluI

Cloning Scheme:

Cloning sites used for ORF Shuttling:



* The last codon before the Stop codon of the ORF

ACCN: NM_053082

ORF Size: 717 bp

OTI Disclaimer: The molecular sequence of this clone aligns with the gene accession number as a point of reference only. However, individual transcript sequences of the same gene can differ through naturally occurring variations (e.g. polymorphisms), each with its own valid existence. This clone is substantially in agreement with the reference, but a complete review of all prevailing variants is recommended prior to use. [More info](#)

OTI Annotation: This clone was engineered to express the complete ORF with an expression tag. Expression varies depending on the nature of the gene.

Components: The ORF clone is ion-exchange column purified and shipped in a 2D barcoded Matrix tube containing 10ug of transfection-ready, dried plasmid DNA (reconstitute with 100 ul of water).

- Reconstitution Method:**
1. Centrifuge at 5,000xg for 5min.
 2. Carefully open the tube and add 100ul of sterile water to dissolve the DNA.
 3. Close the tube and incubate for 10 minutes at room temperature.
 4. Briefly vortex the tube and then do a quick spin (less than 5000xg) to concentrate the liquid at the bottom.
 5. Store the suspended plasmid at -20°C. The DNA is stable for at least one year from date of shipping when stored at -20°C.

RefSeq: [NM_053082.3](#)

RefSeq Size: 1486 bp

RefSeq ORF: 717 bp

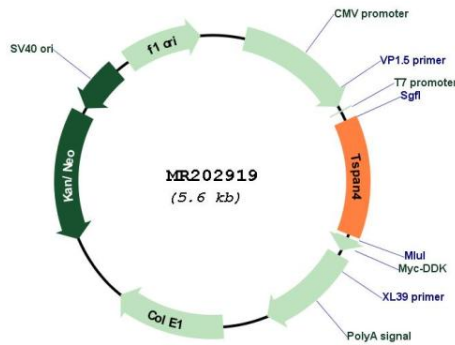
Locus ID: 64540

UniProt ID: [Q9DCK3](#)

Cytogenetics: 7 F5

MW: 26.1 kDa

Product images:



Circular map for MR202919