

Product datasheet for **MR202880**

Sertad1 (NM_018820) Mouse Tagged ORF Clone

Product data:

Product Type:	Expression Plasmids
Product Name:	Sertad1 (NM_018820) Mouse Tagged ORF Clone
Tag:	Myc-DDK
Symbol:	Sertad1
Synonyms:	1110032C13Rik; AV000455; AW456625; Sei-1; Sei1; TRIP-Br1
Mammalian Cell Selection:	Neomycin
Vector:	pCMV6-Entry (PS100001)
E. coli Selection:	Kanamycin (25 ug/mL)
ORF Nucleotide Sequence:	>MR202880 ORF sequence Red=Cloning site Blue=ORF Green=Tags(s)

TTTTGTAATACGACTCACTATAGGGCGCCGGGAATTCGTCGACTGGATCCGGTACCGAGGAGATCTGCC
GCC**CGATCGCC**

ATGCTGAGCAAAGGTCTGAAGCGCAAGCGGGAGGAGGAGGAGACGATGGAAGCCCTCTCCGTGGACTCGT
GCTGGTTGGATCCGAGCCACCCGGCAGTGGCGCAGACCCCGCGACGGTGGCTTCTAGCTCCCTTTGA
CCTCTCAGTGGTCAAGCTCCACCACAGCCTGCGGCAGAGCGACCCGGACCTCCGGCACCTGGTGCTGTG
GTGAACACACTGAGGCGCATCCAGGCGTCCATGGAACCCGCACCTGTCTGCCGCTGAGCCCATCCAGC
CCCCAGCCCTTCTGTGGCAGACAGCCTTCTGGCTAGCTCAGATGCTGGCCTCTCAGCCTCCATGGCCAG
CCTCCTGGAAGATCTCAACCACATTGAGGACCTGAACCAGGCCCCCAACCCCAAGCAGATGAGGGGCT
CCAGGCCGCTCCATCGGGGGATCTCACCAACCTGGGTGCCTTGGACTTGTAGGCCAGCCACTGGCT
GTCTGCTGGACGATGGACTGGAGGGCTGTTTGGAGACATCGATACCTCCATGTACGACAGTGAACCTTG
GTTACCAGCCTCTGAGGGTCTCAAGCCCGCCCTGAGAAATGGCCAGCCAAGGAGGAGCCTCCAGAGTTG
GATGAGGCGGAGTTGGACTACCTCATGGATGTACTAGTAGGCACACAGGCACTGGAAGGCCACCAAGGC
CTGGGCGC

ACGCGTACGCGGCCGCTCGAGCAGAACTCATCTCAGAAGAGGATCTGGCAGCAAATGATATCCTGGATT
ACAAGGATGACGACGATAAGGTTTAA



[View online »](#)

Protein Sequence: >MR202880 protein sequence
 Red=Cloning site Green=Tags(s)

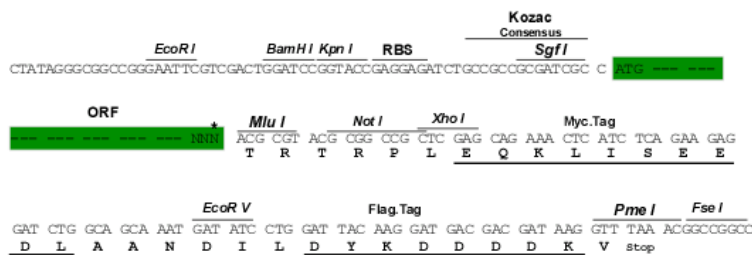
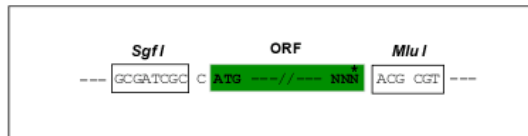
MLSKGLKRKREEEETMEALSVDSCWLDPSHPAVAQTPPTVASSSLFDLSVVKLHHSLRQSEPLRHLVLV
 VNTLRRIQASMEPAPVLPPEPIQPPAPSVDASLLASSDAGLSASMASLLEDLNHIEDLNQAPQPADEGP
 PGRSIGGISPNLGDLLGPATGCLLDDGLEGLFEDIDTSMYDSELWLPASEGLKPGPENGPAAKEEPEL
 DEALDYLMVDLVGTQALERPPGPGR

TRTRPLEQKLISEEDLAANDILDYKDDDDKV

Restriction Sites: SgfI-MluI

Cloning Scheme:

Cloning sites used for ORF Shuttling:



* The last codon before the Stop codon of the ORF

ACCN: NM_018820

ORF Size: 711 bp

OTI Disclaimer: The molecular sequence of this clone aligns with the gene accession number as a point of reference only. However, individual transcript sequences of the same gene can differ through naturally occurring variations (e.g. polymorphisms), each with its own valid existence. This clone is substantially in agreement with the reference, but a complete review of all prevailing variants is recommended prior to use. [More info](#)

OTI Annotation: This clone was engineered to express the complete ORF with an expression tag. Expression varies depending on the nature of the gene.

Components: The ORF clone is ion-exchange column purified and shipped in a 2D barcoded Matrix tube containing 10ug of transfection-ready, dried plasmid DNA (reconstitute with 100 ul of water).

Reconstitution Method:

1. Centrifuge at 5,000xg for 5min.
2. Carefully open the tube and add 100ul of sterile water to dissolve the DNA.
3. Close the tube and incubate for 10 minutes at room temperature.
4. Briefly vortex the tube and then do a quick spin (less than 5000xg) to concentrate the liquid at the bottom.
5. Store the suspended plasmid at -20°C. The DNA is stable for at least one year from date of shipping when stored at -20°C.

RefSeq: [NM_018820.4](#)

RefSeq Size: 1188 bp

RefSeq ORF: 711 bp

Locus ID: 55942

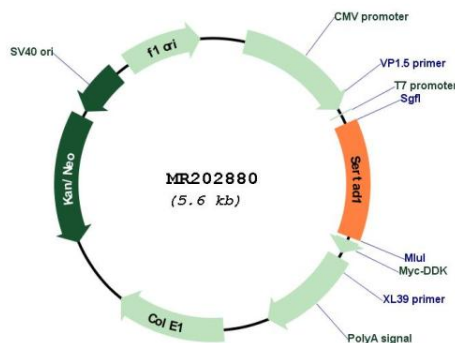
UniProt ID: [Q9JL10](#)

Cytogenetics: 7 A3

MW: 25.1 kDa

Gene Summary: Acts at E2F-responsive promoters as coregulator to integrate signals provided by PHD- and/or bromodomain-containing transcription factors. Stimulates E2F1/TFDP1 transcriptional activity. Renders the activity of cyclin D1/CDK4 resistant to the inhibitory effects of CDKN2A/p16INK4A.[UniProtKB/Swiss-Prot Function]

Product images:



Circular map for MR202880