

Product datasheet for MR202760

Spred1 (BC057874) Mouse Tagged ORF Clone

Product data:

Product Type:	Expression Plasmids
Product Name:	Spred1 (BC057874) Mouse Tagged ORF Clone
Tag:	Myc-DDK
Symbol:	Spred1
Synonyms:	5730461F13Rik; AL024345; AW047647
Vector:	pCMV6-Entry (PS100001)
E. coli Selection:	Kanamycin (25 ug/mL)
Cell Selection:	Neomycin
ORF Nucleotide Sequence:	>MR202760 representing BC057874 Red=Cloning site Blue=ORF Green=Tags(s)

TTTTGTAATACGACTCACTATAGGGCGGCCGGAATTCGTCGACTGGATCCGGTACCGAGGAGATCTGCC
GCC**CGATCGC**C

ATGAGCGAGGAGACGGCGACTTCTGACAACGATAATAGTTATGCACGAGTGCGAGCTGTGGTGATGACCA
GAGATGACTCAAGTGGTGGATGGCTACCACTCGGAGGGAGCGGACTGAGCAGCGTCACTGTCTTCAGAGT
CCCTCATCAGGAAGAGAATGGCTGTGCGGACTTTTTATCCGTGGAGAGAGACTCAGAGACAAAATGGTG
GTTTTGGAATGTATGCTTAAGAAAGACCTCATCTATAATAAGGTCACTCCACATTTACCACTGGAAGA
TCGATGACAAGAAGTTTGGCCTTACCTTCAGAGTCTGCTGATGCCAGGGCTTTTGATCGAGGCATTTCG
AAGAGCTATAGAGGATATATCTCTAGGGTGCCAGCGTCAAAAAGTGAAGGCTGAAGGAGGAGATGATGAT
TTACAAACGATTGAAGAAGACACTTCCCGTTCCCTAGTGAAGATCACTTTTCCAGCAAGAGACAGTTG
TTACCAGTGAACCTTACAGAAGCTCAGACATAAGACCGTTACCCTTTGAAGATCTGAATGCCAGAAGAGT
CTACTTGCAAAGCCAAGTCAGCCAGGTGAGAAGACGAATACTGTTTCCATGCATAGCTTATAGAAAAG
CTGGGTGTGCTACAGAACCAAGGCCCTCCGCTCTTTCCATGTTACGAAACGATA

ACGCGTACGCGGCCGCTCGAGCAGAAACTCATCTCAGAAGAGGATCTGGCAGCAAATGATATCCTGGATT
ACAAGGATGACGACGATAAGGTTTAA



[View online »](#)

Protein Sequence: >MR202760 representing BC057874
 Red=Cloning site Green=Tags(s)

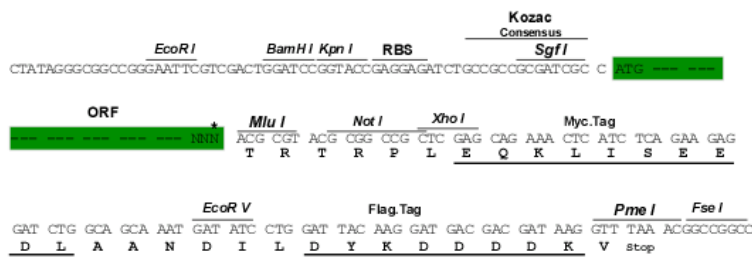
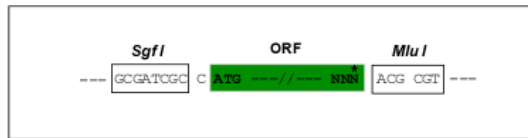
MSEETATSDNDNSYARVRAVVMTRDDSSGGWPLGGGSLSSVTVFRVPHQEENGCAFFIRGERLRDKMV
 VLECMLKKDLIYNKVTPFHWWKIDDKKFGFLTQSPADARAFDRGIRRAIEDISLGC PASKTEAEGGDDD
 LQTIEEDTSRSLVKDHFQQETVVTSEPYRSSDIRPLPFEDLNARRVYLQSQVSVRRRILFPCIAYIEK
 LGVLQNTKALRSFPCYETI

TRTRPLEQKLISEEDLAANDILDYKDDDDKV

Restriction Sites: SgfI-MluI

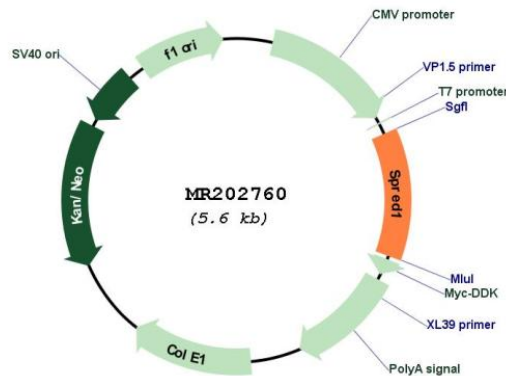
Cloning Scheme:

Cloning sites used for ORF Shuttling:



* The last codon before the Stop codon of the ORF

Plasmid Map:



ACCN: BC057874

ORF Size: 687 bp

OTI Disclaimer:	The molecular sequence of this clone aligns with the gene accession number as a point of reference only. However, individual transcript sequences of the same gene can differ through naturally occurring variations (e.g. polymorphisms), each with its own valid existence. This clone is substantially in agreement with the reference, but a complete review of all prevailing variants is recommended prior to use. More info
OTI Annotation:	This clone was engineered to express the complete ORF with an expression tag. Expression varies depending on the nature of the gene.
Components:	The ORF clone is ion-exchange column purified and shipped in a 2D barcoded Matrix tube containing 10ug of transfection-ready, dried plasmid DNA (reconstitute with 100 ul of water).
Reconstitution Method:	<ol style="list-style-type: none">1. Centrifuge at 5,000xg for 5min.2. Carefully open the tube and add 100ul of sterile water to dissolve the DNA.3. Close the tube and incubate for 10 minutes at room temperature.4. Briefly vortex the tube and then do a quick spin (less than 5000xg) to concentrate the liquid at the bottom.5. Store the suspended plasmid at -20°C. The DNA is stable for at least one year from date of shipping when stored at -20°C.
RefSeq:	BC057874.1
RefSeq Size:	1453 bp
RefSeq ORF:	689 bp
Locus ID:	114715
Cytogenetics:	2 E5
MW:	53.2 kDa
Gene Summary:	This gene encodes a membrane-associated protein that is phosphorylated by tyrosine kinases in response to growth factors. The encoded protein acts as a negative regulator of the mitogen-activated protein (MAP) kinase signaling pathway. Alternative splicing results in multiple transcript variants. [provided by RefSeq, Mar 2013]