

## Product datasheet for **MR202751**

### **Pafah1b2 (NM\_008775) Mouse Tagged ORF Clone**

#### Product data:

Product Type:	Expression Plasmids
Product Name:	Pafah1b2 (NM_008775) Mouse Tagged ORF Clone
Tag:	Myc-DDK
Symbol:	Pafah1b2
Synonyms:	A1747451; AU021353; mus[b]; Pafahb
Mammalian Cell Selection:	Neomycin
Vector:	pCMV6-Entry (PS100001)
E. coli Selection:	Kanamycin (25 ug/mL)
ORF Nucleotide Sequence:	>MR202751 ORF sequence Red=Cloning site Blue=ORF Green=Tags(s)

TTTTGTAATACGACTCACTATAGGGCGGCCGGAATTCGTCGACTGGATCCGGTACCGAGGAGATCTGCC  
GCC**CGATCGCC**

ATGAGCCAAGGAGACTCGAACCCAGCAGCTATTCCACATGCCGCAGAAGATATTCAAGGAGATGACAGGT  
GGATGTCTCAGCATAATAGGTTTGTCTGGACTGTAAAGACAAAGAACCAGATGTGCTGTTTGTGGGGGA  
CTCCATGGTACAGCTAATGCAGCAGTACGAGATATGGCGGGAGCTGTTTTCCCCTTCATGCTCTTAAT  
TTTGAATTGGGGGAGATAACAACAGCAGATGTTTTATGGCGACTAAAGAATGGAGAGCTGGAGAACATTA  
AGCCTAAGGTCATTGTTGTCTGGGTAGGGACAAACAACCAGAAAATACAGCAGAAGAAGTAGCAGGTGG  
GATTGAGGCTATTGTACAACCTATAAACACGCGGCAGCCACAGGCCAAGATCATTGTGCTGGGTCTGTTA  
CCTCGAGGTGAGAAGCCCAACCTTTAAGACAAAAGAATGCCAAGGTGAACCAGCTTCTCAAGGTTTCCC  
TGCCGAAGCTTGCCAATGTGCAGCTCCTTGATATAGACGGGGGCTTCGTGCACTCGGACGGTGCCATCTC  
CTGCCACGACATGTTGATTTTCTTCATCTCACAGGAGGGGGCTATGCAAAGATCTGCAAACCCCTCCAT  
GAACTGATCATGCAGTTGCTGGAGGAAACACCGGAGGAGAAGCAGACCACCATTGCT

**ACGCGT**ACGCGGGCGCTCGAGCAGAACTCATCTCAGAAGAGGATCTGGCAGCAAATGATATCTGGATT  
ACAAGGATGACGACGATAAGGTTTAA



[View online »](#)

**Protein Sequence:** >MR202751 protein sequence  
Red=Cloning site Green=Tags(s)

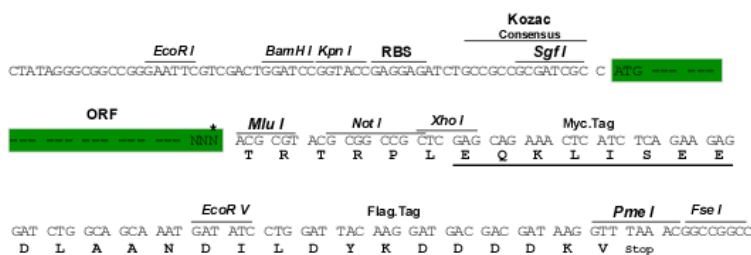
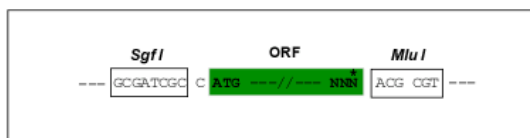
MSQGDSNPAAIPHAAEDIQGDDRWSQHNRFLVDCKDKEPDVLFVGDMSVQLMQQYEWRELF SPLHALN  
 FGIGGDTTRHVLWRLKNGELNIKPKVI VVWVGTNNHENTAAEEVAGGIEAIVQLINTRQPQAKIIVLGLL  
 PRGEKPNPLRQKNAKVNLKLVSLPKLANVQLLDIDGGFVHSDGAISCHDMFDFLHLTG GGYAKICKPLH  
 ELIMQLLEETPEEKQTIIA

TRTRPLEQKLISEEDLAANDILDYKDDDDKV

**Restriction Sites:** SgfI-MluI

**Cloning Scheme:**

Cloning sites used for ORF Shuttling:



\* The last codon before the Stop codon of the ORF

**ACCN:** NM\_008775

**ORF Size:** 690 bp

**OTI Disclaimer:** The molecular sequence of this clone aligns with the gene accession number as a point of reference only. However, individual transcript sequences of the same gene can differ through naturally occurring variations (e.g. polymorphisms), each with its own valid existence. This clone is substantially in agreement with the reference, but a complete review of all prevailing variants is recommended prior to use. [More info](#)

**OTI Annotation:** This clone was engineered to express the complete ORF with an expression tag. Expression varies depending on the nature of the gene.

**Components:** The ORF clone is ion-exchange column purified and shipped in a 2D barcoded Matrix tube containing 10ug of transfection-ready, dried plasmid DNA (reconstitute with 100 ul of water).

**Reconstitution Method:**

1. Centrifuge at 5,000xg for 5min.
2. Carefully open the tube and add 100ul of sterile water to dissolve the DNA.
3. Close the tube and incubate for 10 minutes at room temperature.
4. Briefly vortex the tube and then do a quick spin (less than 5000xg) to concentrate the liquid at the bottom.
5. Store the suspended plasmid at -20°C. The DNA is stable for at least one year from date of shipping when stored at -20°C.

**RefSeq:** [NM\\_008775.3](#), [NP\\_032801.2](#)

**RefSeq Size:** 4241 bp

**RefSeq ORF:** 690 bp

**Locus ID:** 18475

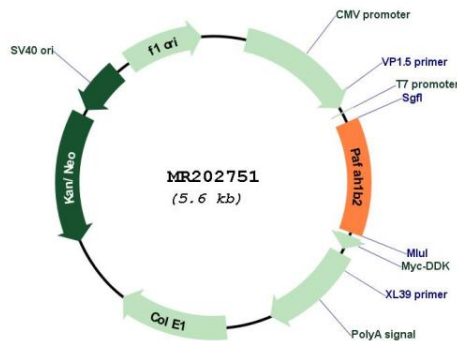
**UniProt ID:** [Q61206](#)

**Cytogenetics:** 9 A5.2

**MW:** 25.6 kDa

**Gene Summary:** Inactivates PAF by removing the acetyl group at the sn-2 position. This is a catalytic subunit. [UniProtKB/Swiss-Prot Function]

### Product images:



Circular map for MR202751