

Product datasheet for MR201797

Ociad1 (NM_001159888) Mouse Tagged ORF Clone

Product data:

Product Type:	Expression Plasmids
Product Name:	Ociad1 (NM_001159888) Mouse Tagged ORF Clone
Tag:	Myc-DDK
Symbol:	Ociad1
Synonyms:	6030432N09Rik; AI481327; Asrij; AW557942; B230209J16Rik; BB021357; Emi2; Imi2; OCIA; TPA018
Mammalian Cell Selection:	Neomycin
Vector:	pCMV6-Entry (PS100001)
E. coli Selection:	Kanamycin (25 ug/mL)
ORF Nucleotide Sequence:	>MR201797 ORF sequence Red=Cloning site Blue=ORF Green=Tags(s)

TTTTGTAATACGACTCACTATAGGGCGGCCGGAATTCGTCGACTGGATCCGGTACCGAGGAGATCTGCC
GCCGCGATCGCC

ATGAATGGGAGGGCTGATTTTCGAGAACCGAATGCACAAGTGCAAGACCTATCCCGACATAGGAGGCG
GTTATATCCGACAGAGGAGGAGTGGAGACTCTTTCAGAGTGCCATGAAGAGTGCTTCTGGTTCAGATC
TGTGCCGTTGGCTGCCACAAGTATGCTGATTACTCAAGGATTAATTAGTAAAGGAATCCTGTCAAGTCAT
CCAAAATATGGTTCATTCCTAACTTCTATTCGCTTGTATCGTGGGTACTTCGCTGGAAAGCTTTCTT
ACGTGAAAACGTGCCAAGAGAAGTTCAAGAAGCTTGAAAACCTCCCCCTTGGAGAAGCACTGCGGTCGGG
AGAATTGCGGCGCTCTTCTCCACCAGGGCACTATACTCAAAGCCTAAATTTGACTCAAATGTGAGTGGT
CAGTCCTCTTTCGGGACATCTCCAGCAGCAGACAACATAGAAAAGGAGGCGCTTCTCGTTATGAGCCAA
TTCCATTTAGTGCTTCTATGAACGAGTCCACTCCCACTGGTATTACTGACCATATTGCCAAGGTAGAAA
CTTCTCT

ACGCGTACGCGGCCGCTCGAGCAGAACTCATCTCAGAAGAGGATCTGGCAGCAAATGATATCCTGGATT
ACAAGGATGACGACGATAAGGTTTAA



[View online »](#)

Protein Sequence: >MR201797 protein sequence
Red=Cloning site Green=Tags(s)

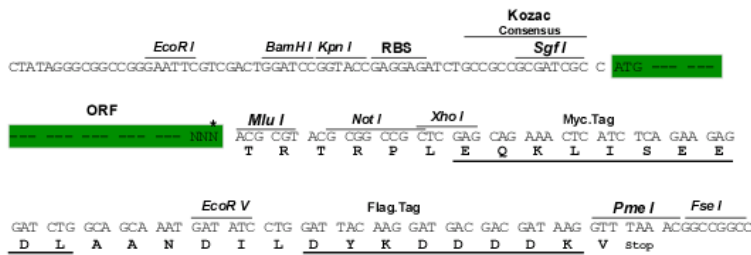
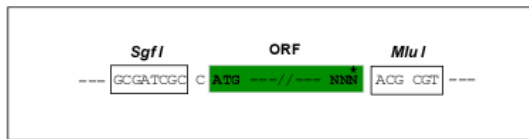
MNGRADFREPNQVSRPDPIDIGGGYIPTEEEWRLF~~AECH~~EECFWFRSVPLAATSM~~ITQGLISK~~GILSSH
 PKYGSIPKLLFACIVGYFAGKLSYVKTCQEKFKLENSPLGEALRSGELRRSSPPGHYTQKPKFDSNVSG
 QSSFSGTSPAADNIEKEALPRYEP~~IPF~~SASMNESTPTGITD~~HIA~~QGRNFS

TRTRPLEQKLISEEDLAANDILDYKDDDDKV

Restriction Sites: SgfI-MluI

Cloning Scheme:

Cloning sites used for ORF Shuttling:



* The last codon before the Stop codon of the ORF

ACCN: NM_001159888

ORF Size: 570 bp

OTI Disclaimer: The molecular sequence of this clone aligns with the gene accession number as a point of reference only. However, individual transcript sequences of the same gene can differ through naturally occurring variations (e.g. polymorphisms), each with its own valid existence. This clone is substantially in agreement with the reference, but a complete review of all prevailing variants is recommended prior to use. [More info](#)

OTI Annotation: This clone was engineered to express the complete ORF with an expression tag. Expression varies depending on the nature of the gene.

Components: The ORF clone is ion-exchange column purified and shipped in a 2D barcoded Matrix tube containing 10ug of transfection-ready, dried plasmid DNA (reconstitute with 100 ul of water).

Reconstitution Method:

1. Centrifuge at 5,000xg for 5min.
2. Carefully open the tube and add 100ul of sterile water to dissolve the DNA.
3. Close the tube and incubate for 10 minutes at room temperature.
4. Briefly vortex the tube and then do a quick spin (less than 5000xg) to concentrate the liquid at the bottom.
5. Store the suspended plasmid at -20°C. The DNA is stable for at least one year from date of shipping when stored at -20°C.

RefSeq: [NM_001159888.1](#), [NP_001153360.1](#)

RefSeq Size: 1421 bp

RefSeq ORF: 570 bp

Locus ID: 68095

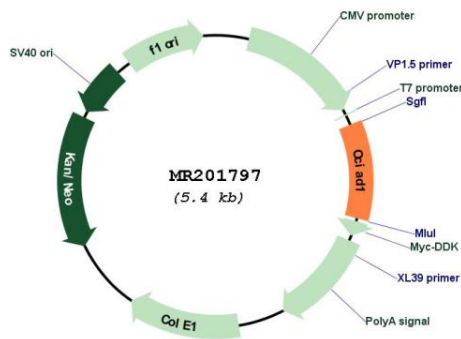
UniProt ID: [Q9CRD0](#)

Cytogenetics: 5 C3.2

MW: 20.8 kDa

Gene Summary: Maintains stem cell potency (PubMed:23972987). Increases STAT3 phosphorylation and controls ERK phosphorylation (PubMed:23972987). May act as a scaffold, increasing STAT3 recruitment onto endosomes (PubMed:23972987).[UniProtKB/Swiss-Prot Function]

Product images:



Circular map for MR201797