

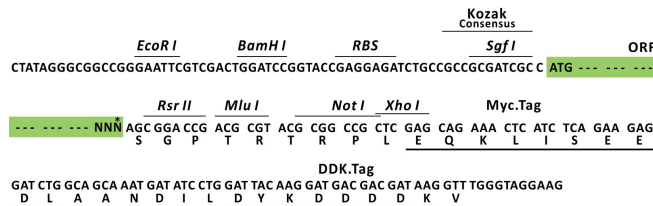
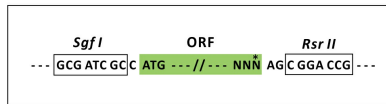
Product datasheet for MR200396L3

0610038D11Rik (BC019418) Mouse Tagged Lenti ORF Clone

Product data:

| | |
|---------------------------|--|
| Product Type: | Expression Plasmids |
| Product Name: | 0610038D11Rik (BC019418) Mouse Tagged Lenti ORF Clone |
| Tag: | Myc-DDK |
| Symbol: | 0610038D11Rik |
| Synonyms: | 0610038D11Rik; Trm112p |
| Mammalian Cell Selection: | Puromycin |
| Vector: | pLenti-C-Myc-DDK-P2A-Puro (PS100092) |
| E. coli Selection: | Chloramphenicol (34 ug/mL) |
| ORF Nucleotide Sequence: | The ORF insert of this clone is exactly the same as(MR200396). |
| Restriction Sites: | SgfI-RsrII |
| Cloning Scheme: | |

Cloning sites used for ORF Shuttling:



* The last codon before the Stop codon of the ORF.

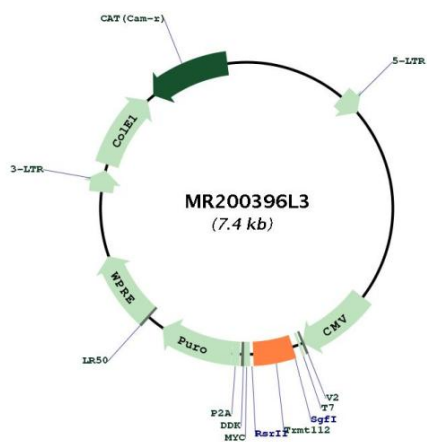
| | |
|-----------|----------|
| ACCN: | BC019418 |
| ORF Size: | 324 bp |



[View online »](#)

| | |
|-------------------------------|---|
| OTI Disclaimer: | The molecular sequence of this clone aligns with the gene accession number as a point of reference only. However, individual transcript sequences of the same gene can differ through naturally occurring variations (e.g. polymorphisms), each with its own valid existence. This clone is substantially in agreement with the reference, but a complete review of all prevailing variants is recommended prior to use. More info |
| OTI Annotation: | This clone was engineered to express the complete ORF with an expression tag. Expression varies depending on the nature of the gene. |
| Components: | The ORF clone is ion-exchange column purified and shipped in a 2D barcoded Matrix tube containing 10ug of transfection-ready, dried plasmid DNA (reconstitute with 100 ul of water). |
| Reconstitution Method: | <ol style="list-style-type: none">1. Centrifuge at 5,000xg for 5min.2. Carefully open the tube and add 100ul of sterile water to dissolve the DNA.3. Close the tube and incubate for 10 minutes at room temperature.4. Briefly vortex the tube and then do a quick spin (less than 5000xg) to concentrate the liquid at the bottom.5. Store the suspended plasmid at -20°C. The DNA is stable for at least one year from date of shipping when stored at -20°C. |
| RefSeq: | BC019418 , AAH19418 |
| RefSeq Size: | 654 bp |
| RefSeq ORF: | 326 bp |
| Locus ID: | 67674 |
| Cytogenetics: | 19 A |
| Gene Summary: | Acts as an activator of both rRNA/tRNA and protein methyltransferases (PubMed:26797129). Together with methyltransferase BUD23, methylates the N(7) position of a guanine in 18S rRNA (By similarity). The heterodimer with HEMK2/N6AMT1 catalyzes N5-methylation of ETF1 on 'Gln-185', using S-adenosyl L-methionine as methyl donor (PubMed:20606008, PubMed:26797129). The heterodimer with ALKBH8 catalyzes the methylation of 5-carboxymethyl uridine to 5-methylcarboxymethyl uridine at the wobble position of the anticodon loop in target tRNA species (By similarity). Involved in the pre-rRNA processing steps leading to small-subunit rRNA production (By similarity).[UniProtKB/Swiss-Prot Function] |

Product images:



Circular map for MR200396L3