

Product datasheet for **MG227361**

Myc (NM_001177354) Mouse Tagged ORF Clone

Product data:

Product Type:	Expression Plasmids
Product Name:	Myc (NM_001177354) Mouse Tagged ORF Clone
Tag:	TurboGFP
Symbol:	Myc
Synonyms:	AU016757; bHLHe3; bHLHe39; Myc2; N; Niard; Nird
Mammalian Cell Selection:	Neomycin
Vector:	pCMV6-AC-GFP (PS100010)
E. coli Selection:	Ampicillin (100 ug/mL)
ORF Nucleotide Sequence:	>MG227361 representing NM_001177354. Blue=ORF Red=Cloning site Green=Tag(s)

```
GCTCGTTTGTAGTGAACCGTCAGAATTTTGTAAATACGACTCACTATAGGGCGGCCGGGAATTCGTCGACTG
GATCCGGTACCGAGGAGATCTGCCGCCGCGATCGCC
ATGCCCTCAACGTGAACCTCACCAACAGGAACATGACCTCGACTACGACTCCGTACAGCCCTATTTTC
ATCTGCGACGAGGAAGAGAATTTCTATCACCAGCAACAGCAGAGCGAGCTGCAGCCGCCCGCCAGT
GAGGATATCTGGAAGAAATTCGAGCTGCTTCCCACCCGCCCTGTCCCGAGCCGCCGCTCCGGGCTC
TGCTCTCCATCCTATGTTGCGGTCGCTACGTCCTTCTCCCAAGGAAGACGATGACGGCGGGTGGC
AACTTCTCCACCGCCGATCAGCTGGAGATGATGACCGAGTTACTTGGAGGAGACATGGTGAACCAGAGC
TTCATCTGCGATCCTGACGACGAGACCTTCATCAAGAACATCATCATCCAGGACTGTATGTGGAGCGGT
TTCTCAGCCGCTGCCAAGCTGGTCTCGGAGAAGCTGGCCTCTACCAGGCTGCGCGCAAAGACAGCACC
AGCCTGAGCCCGCCCGGGGCACAGCGTCTGCTCCACCTCCAGCCTGTACCTGCAGGACCTCACCGCC
GCCCGTCCGAGTGCAATTGACCCCTCAGTGGTCTTTCCCTACCCGCTCAACGACAGCAGCTCGCCAAA
TCCTGTACCTCGTCCGATTCACGGCCTTCTCTCTTCTCGGACTCGTGTCTCCGAGTCTCC
CCACGGCCAGCCCTGAGCCCTAGTGTGCATGAGGAGACACCGCCACCACCAGCAGCGACTCTGAA
GAAGAGCAAGAAGATGAGGAAGAAATTTGATGTGGTGTCTGTGGAGAAGAGGCAAACCCCTGCCAAGAGG
TCGGAGTCGGGCTCATCTCCATCCCGAGGCCACAGCAAACCTCCGCACAGCCACTGGTCTCAAGAGG
TGCCACGTCTCCACTACCAGCACAACACTACGCCACCCCTCCACAAGGAAGGACTATCCAGCTGCC
AAGAGGGCCAAGTTGGACAGTGGCAGGGTCTGAAGCAGATCAGCAACAACCGCAAGTGCTCCAGCCCC
AGGTCTCAGACACGGAGGAAAACGACAAGAGGGCGGACACACAACGTCTTGAACGTCAGAGGAGGAAC
GAGCTGAAGCGCAGCTTTTTTGCCTGCGTGACCAGATCCCTGAATTGAAAAACAACGAAAAGGCCCCC
AAGGTAGTGATCCTCAAAAAAGCCACCGCCTACATCCTGTCCATTCAAGCAGACGAGCACAAGCTCACC
TCTGAAAAGGACTTATTGAGAAACGACGAGAACAGTTGAAACACAACTCGAACAGCTTCGAAACTCT
GGTGCA
ACGCGTACGCGGCCGCTCGAG - GFP Tag - GTTTAAAC
```



[View online >](#)

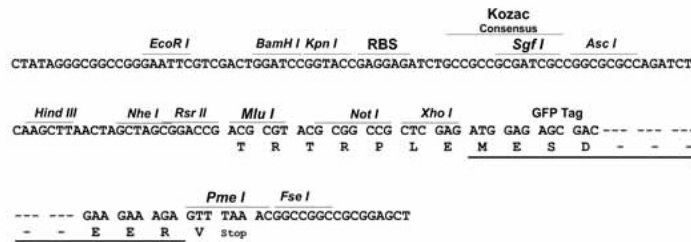
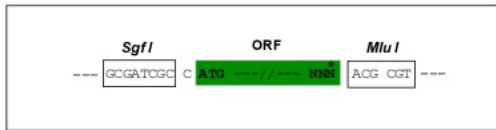
Protein Sequence: >Peptide sequence encoded by MG227361
 Blue=ORF Red=Cloning site Green=Tag(s)

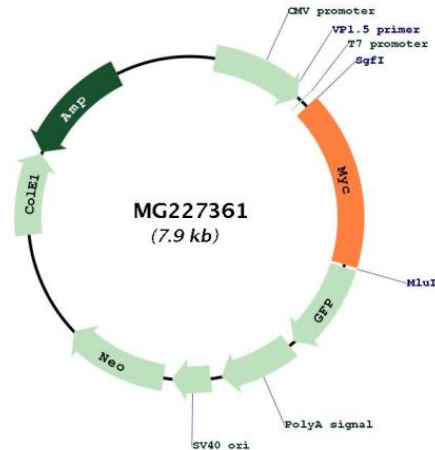
MPLNVNFTNRNYDLDYDSVQPYFICDEEENFYHQQQSELPAPSEDIWKKFELLPTPPLSPRRSGL
 CSPSYVAVATSFSPREDDGGGGNFSTADQLEMTELLGGDMVNQSFICDPDDETFIKNIIQDCMWSG
 FSAAAKLVSEKLASYQAARKDSTSLSPARGHSVCSTSSLYLQDLTAAASECIDPSVVFYPLNDSSPK
 SCTSSDSTAFSPSSDLLSSESSPRASPEPLVLHEETPTTSSDSEEEQEDEEEDVVSVEKRQTPAKR
 SEGSPPSRGHSKPPHSPLVLKRCHVSTHQHNYAAPSTRKDYPAAKRAKLDSGRVLKQISNNRKCSSP
 RSSDTEENDKRRTHNVLERQRRNELKRFFALRDQIPELENNEKAPKVVILKKATAYILSIQADEHKL
 SEKDLLRKRREQLKHKLEQLRNSGA
 TRTRPLEMESDESGLPAMEIECRITGTLNGVEFELVGGGEGTPEQGRMTNKMSTKGALTFSPYLLSHV
 MGYGFYHFGTYPSTYENPFLHAINNGGYNTRIEKYEDGGVLHVSFSYRYEAGRVIGDFKVMGTGFPED
 SVIFTDKIIRSNATVEHLHPMGDNDLDGSFTRTFSLRDGGYSSVVDSHMHFKSAIHPSILQNGGPMFA
 FRRVEEDHSNTELGIVEYQHAFKTPDADAGEERV

Restriction Sites: SgfI-MluI

Cloning Scheme:

Cloning sites used for ORF Shutting:



Plasmid Map:


ACCN: NM_001177354

ORF Size: 1317 bp

OTI Disclaimer: The molecular sequence of this clone aligns with the gene accession number as a point of reference only. However, individual transcript sequences of the same gene can differ through naturally occurring variations (e.g. polymorphisms), each with its own valid existence. This clone is substantially in agreement with the reference, but a complete review of all prevailing variants is recommended prior to use. [More info](#)

OTI Annotation: This clone was engineered to express the complete ORF with an expression tag. Expression varies depending on the nature of the gene.

Components: The ORF clone is ion-exchange column purified and shipped in a 2D barcoded Matrix tube containing 10ug of transfection-ready, dried plasmid DNA (reconstitute with 100 ul of water).

Reconstitution Method:

1. Centrifuge at 5,000xg for 5min.
2. Carefully open the tube and add 100ul of sterile water to dissolve the DNA.
3. Close the tube and incubate for 10 minutes at room temperature.
4. Briefly vortex the tube and then do a quick spin (less than 5000xg) to concentrate the liquid at the bottom.
5. Store the suspended plasmid at -20°C. The DNA is stable for at least one year from date of shipping when stored at -20°C.

RefSeq: [NM_001177354.1](#), [NP_001170825.1](#)

RefSeq Size: 2396 bp

RefSeq ORF: 1320 bp

Locus ID: 17869

UniProt ID: [P01108](#)

Cytogenetics: 15 26.19 cM

MW: 49 kDa

Gene Summary: The protein encoded by this gene is a multifunctional, nuclear phosphoprotein that plays a role in cell cycle progression, apoptosis and cellular transformation. It functions as a transcription factor that regulates transcription of specific target genes. Mutations, overexpression, rearrangement and translocation of this gene have been associated with a variety of hematopoietic tumors, leukemias and lymphomas, including Burkitt lymphoma, in human. There is evidence to show that alternative translation initiations from an upstream, in-frame non-AUG (CUG) and a downstream AUG start site result in the production of two isoforms with distinct N-termini, in human and mouse. Under conditions of stress, such as high cell densities and methionine deprivation, there is a specific and dramatic increase in the synthesis of the non-AUG initiated protein, suggesting its importance in times of adversity. Alternative splicing results in multiple transcript variants. [provided by RefSeq, Apr 2010]