

Product datasheet for **MG227105**

Myd88 (NM_010851) Mouse Tagged ORF Clone

Product data:

Product Type: Expression Plasmids
 Product Name: Myd88 (NM_010851) Mouse Tagged ORF Clone
 Tag: TurboGFP
 Symbol: Myd88
 Mammalian Cell Selection: Neomycin
 Vector: pCMV6-AC-GFP (PS100010)
 E. coli Selection: Ampicillin (100 ug/mL)
 ORF Nucleotide Sequence: >MG227105 representing NM_010851
 Red=Cloning site Blue=ORF Green=Tags(s)

TTTTGTAATACGACTCACTATAGGGCGGCCGGAATTCGTCGACTGGATCCGGTACCGAGGAGATCTGCC
 GCC**CGATCGCC**

ATGTCTGCGGGAGACCCCGCGTGGATCCGGTCCCTGGACTCCTTCATGTTCTCCATACCCTTGGTCCG
 CGCTTAACGTGGGAGTGAGGCGCCGCCTATCGCTGTTCTTGAACCCTCGGACGCCCGTGGCGGCCGACTG
 GACCTTGCTGGCGGAGGAGATGGCTTCGAGTACTTGGAGATCCGAGAGCTGGAAACGCGCCCTGACCCC
 ACTCGCAGTTTGTGGATGCCTGGCAGGGGCGCTCTGGCGCTGTGCGCAGGCTGCTAGAGCTGCTGG
 CCTTGTTAGACCGTGAGGATATACTGAAGGAGCTGAAGTCGCGCATCGAGGAGGACTGCCAGAACTACTT
 AGGTAAGCAGCAGAACCAGGAGTCCGAGAAGCCTTTACAGGTGGCCAGAGTGGAAGCAGTGTCCACAA
 ACAAAGGAACTGGGAGGCATCACCACCCTTGATGACCCCTAGGACAAACGCCGGAACCTTTTCGATGCCT
 TTATCTGCTACTGCCCAACGATATCGAGTTTGTGACGAGATGATCCGGCAACTAGAACAGACAGACTA
 TCGGCTTAAGTTGTGTGTCCGACCGTGACGTCCTGCCGGCACCTGTGTCTGGTCCATTGCCAGCGAG
 CTAATTGAGAAAAGGTGTCGCCGATGGTGGTGGTTGTTTCTGACGATTATCTACAGAGCAAGGAATGTG
 ACTTCCAGACCAAGTTTGCCTCAGCCTGTCTCCAGGTGTCCAACAGAAGCGACTGATTCCTATTAATA
 CAAGGCGATGAAGAAGGACTTTCCAGTATCCTGCGGTTTCATCACTATATGCGACTATACCAACCCTTGC
 ACCAAGTCTGGTTCTGGACCCGCTTCCAAGGCTTTGTCCCTGCC

ACGCGTACGCGGCCGCTCGAG - GFP Tag - GTTTAA



[View online »](#)

Protein Sequence: >MG227105 representing NM_010851
Red=Cloning site Green=Tags(s)

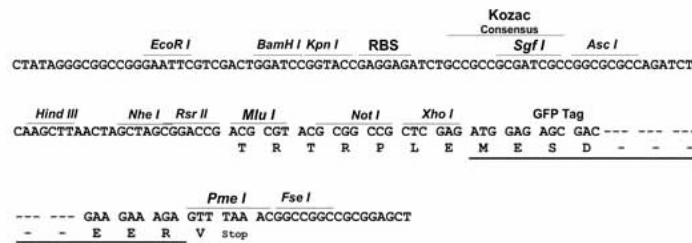
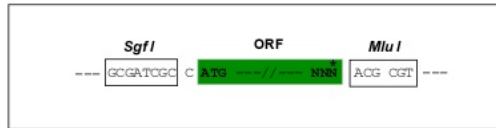
MSAGDPRVSGSLDSFMFSIPLVALNVGVRRRLSLFLNRPRTVAADWTLAEEMGFLEYLEIRELETRPDP
 TRSLDDAWQGRSGASVGRLELLALLDREDILKELKSRIEEDCQKYL GKQQNQSEKPLQVARVESSVPQ
 TKELGGITLDDPLGQTPELFDAFICYCPNDIEFVQEMIRQLEQTDYRLKLCVSDRDVLPGTCCVWSIASE
 LIEKRCRMVVVSDDYLQSKCEDFQTKFALSLSPGVQKRLIPIKYKAMKKDFPSILRFITICDYTNPC
 TKSFWTRLAKALSLP

TRTRPLE - GFP Tag - V

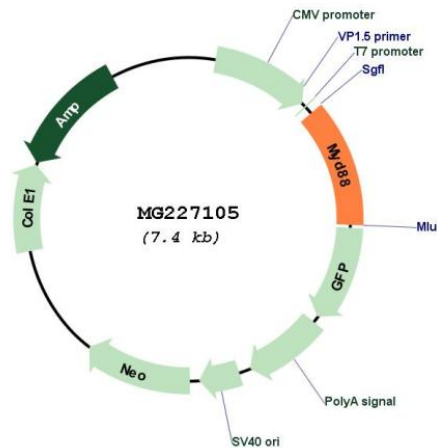
Restriction Sites: SgfI-MluI

Cloning Scheme:

Cloning sites used for ORF Shutting:



Plasmid Map:



ACCN: NM_010851

ORF Size: 888 bp

OTI Disclaimer:	<p>Due to the inherent nature of this plasmid, standard methods to replicate additional amounts of DNA in E. coli are highly likely to result in mutations and/or rearrangements. Therefore, OriGene does not guarantee the capability to replicate this plasmid DNA. Additional amounts of DNA can be purchased from OriGene with batch-specific, full-sequence verification at a reduced cost. Please contact our customer care team at custsupport@origene.com or by calling 301.340.3188 option 3 for pricing and delivery.</p> <p>The molecular sequence of this clone aligns with the gene accession number as a point of reference only. However, individual transcript sequences of the same gene can differ through naturally occurring variations (e.g. polymorphisms), each with its own valid existence. This clone is substantially in agreement with the reference, but a complete review of all prevailing variants is recommended prior to use. More info</p>
OTI Annotation:	This clone was engineered to express the complete ORF with an expression tag. Expression varies depending on the nature of the gene.
Components:	The ORF clone is ion-exchange column purified and shipped in a 2D barcoded Matrix tube containing 10ug of transfection-ready, dried plasmid DNA (reconstitute with 100 ul of water).
Reconstitution Method:	<ol style="list-style-type: none"> 1. Centrifuge at 5,000xg for 5min. 2. Carefully open the tube and add 100ul of sterile water to dissolve the DNA. 3. Close the tube and incubate for 10 minutes at room temperature. 4. Briefly vortex the tube and then do a quick spin (less than 5000xg) to concentrate the liquid at the bottom. 5. Store the suspended plasmid at -20°C. The DNA is stable for at least one year from date of shipping when stored at -20°C.
RefSeq:	NM_010851.3
RefSeq Size:	1947 bp
RefSeq ORF:	891 bp
Locus ID:	17874
UniProt ID:	P22366
Cytogenetics:	9 71.33 cM

Gene Summary:

Adapter protein involved in the Toll-like receptor and IL-1 receptor signaling pathway in the innate immune response (PubMed:9697844). Acts via IRAK1, IRAK2, IRF7 and TRAF6, leading to NF-kappa-B activation, cytokine secretion and the inflammatory response (PubMed:9575168, PubMed:9697844). Increases IL-8 transcription. Involved in IL-18-mediated signaling pathway (PubMed:9697844). Isoform 2 is defective in its ability to induce IRAK phosphorylation and NF-kappa-B activation and can function as a negative regulator of activation by IL-1 or lipopolysaccharide (LPS) (PubMed:11909531). Activates IRF1 resulting in its rapid migration into the nucleus to mediate an efficient induction of IFN-beta, NOS2/INOS, and IL12A genes (PubMed:17018642). MyD88-mediated signaling in intestinal epithelial cells is crucial for maintenance of gut homeostasis and controls the expression of the antimicrobial lectin REG3G in the small intestine (PubMed:17635956, PubMed:21998396). Mediates leukocyte recruitment at the inflammatory site (PubMed:18941239).
[UniProtKB/Swiss-Prot Function]