OriGene Technologies, Inc.
9620 Medical Center Drive, Ste 200
Rockville, MD 20850, US
Phone: +1-888-267-4436
https://www.origene.com
techsupport@origene.com
EU: info-de@origene.com
CN: techsupport@origene.cn

Product datasheet for MG227096

Vegfa (NM_009505) Mouse Tagged ORF Clone

Product data:

Product Type:	Expression Plasmids
Product Name:	Vegfa (NM_009505) Mouse Tagged ORF Clone
Tag:	TurboGFP
Symbol:	Vegfa
Synonyms:	V; Veg; Vegf; VEGF12; VEGF16; VEGF18; Vpf
Mammalian Cell Selection:	Neomycin
Vector:	pCMV6-AC-GFP (PS100010)
E. coli Selection:	Ampicillin (100 ug/mL)

ORF Nucleotide Sequence:

```
>MG227096 representing NM_009505
Red=Cloning site Blue=ORF Green=Tags(s)

TTTTGTAATACGACTCACTATAGGGCGGCCGGGAATTCGTCGACTGGATCCGGTACCGAGGAGATCTGCC
GCCGCGATCGCC

CTGACGGACAGACAGACAGACACCGCCCCCAGCCCCAGCGCCCACCTCCTCGCCGGCGGGCTGCCGACGG
TGGACGCGGCGGCGAGCCGCGAGGAACCGAAGCCCGCGCCCGGAGGCGGGGTGGAGGGGGTCGGGGCTCG
CGGGATTGCACGGAAACTTTTCGTCCAACTTCTGGGCTCTTCTCGCTCCGTAGTAGCCGTGGTCTGCGCC
GCAGGAGACAAACCGATCGGAGCTGGGAGAAGTGCTAGCTCGGGCCTGGAGAAGCCGGGGCCCGAGAAGA
GAGGGGAGGAAGAGAAGGAAGAGGAGAGGGGGCCGCAGTGGGCGCTCGGCTCTCAGGAGCCGAGCTCATG
GACGGGTGAGGCGGCCGTGTGCGCAGACAGTGCTCCAGCCGCGCGCGCGCCCCAGGCCCCGGCCCGGGCC
TCGGTTCCAGAAGGGAGAGGAGCCCGCCAAGGCGCGCAAGAGAGCGGGCTGCCTCGCAGTCCGAGCCGGA
GAGGGAGCGCGAGCCGCGCCGGCCCCGGACGGGCCTCCGAAACCATGAACTTTCTGCTCTCTTGGGTGCA
CTGGACCCTGGCTTTACTGCTGTACCTCCACCATGCCAAGTGGTCCCAGGCTGCACCCACGACAGAAGGA
GAGCAGAAGTCCCATGAAGTGATCAAGTTCATGGATGTCTACCAGCGAAGCTACTGCCGTCCGATTGAGA
CCCTGGTGGACATCTTCCAGGAGTACCCCGACGAGATAGAGTACATCTTCAAGCCGTCCTGTGTGCCGCT
GATGCGCTGTGCAGGCTGCTGTAACGATGAAGCCCTGGAGTGCGTGCCCACGTCAGAGAGCAACATCACC
ATGCAGATCATGCGGATCAAACCTCACCAAAGCCAGCACATAGGAGAGATGAGCTTCCTACAGCACAGCA
GATGTGAATGCAGACCAAAGAAAGACAGAACAAAGCCAGAAAATCACTGTGAGCCTTGTTCAGAGCGGAG
AAAGCATTTGTTTGTCCAAGATCCGCAGACGTGTAAATGTTCCTGCAAAAACACAGACTCGCGTTGCAAG
GCGAGGCAGCTTGAGTTAAACGAACGTACTTGCAGATGTGACAAGCCAAGGCGG

ACGCGTACGCGGCCGCTCGAG - GFP Tag -  GTTTAA
```

This product is to be used for laboratory only. Not for diagnostic or therapeutic use.
©2024 OriGene Technologies, Inc., 9620 Medical Center Drive, Ste 200, Rockville, MD 20850, US

View online »

Protein Sequence:

```
>MG227096 representing NM_009505
Red=Cloning site Green=Tags(s)

LTDRQTDTAPSPSAHLLAGGLPTVDAAASREEPKPAPGGGVEGVGARGIARKLFVQLLGSSRSVVAVVCA
AGDKPIGAGRSASSGLEKPGPEKRGEEEKEEERGPQWALGSQEPSSWTGEAAVCADSAPAARAPQAPARA
SVPEGRGARQGAQESGLPRSPSRRGSASRAGPGRASETMNFLLSWVHWTLALLLYLHHAKWSQAAPTTEG
EQKSHEVIKFMDVYQRSYCRPIETLVDIFQEYPDEIEYIFKPSCVPLMRCAGCCNDEALECVPTSESNIT
MQIMRIKPHQSQHIGEMSFLQHSRCECRPKKDRTKPENHCEPCSERRKHLFVQDPQTCKCSCKNTDSRCK
ARQLELNERTCRCDKPRR

TRTRPLE - GFP Tag -  V
```

Restriction Sites: SgfI-MluI

Cloning Scheme:

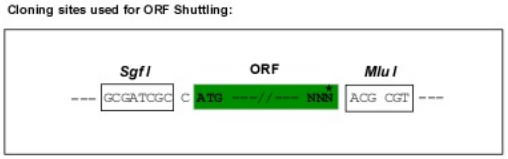

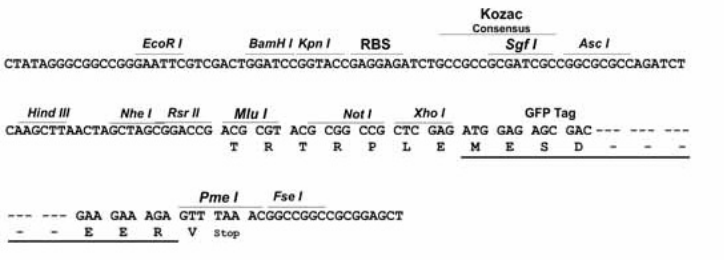

ACCN: NM_009505

ORF Size: 1104 bp

OTI Disclaimer: The molecular sequence of this clone aligns with the gene accession number as a point of reference only. However, individual transcript sequences of the same gene can differ through naturally occurring variations (e.g. polymorphisms), each with its own valid existence. This clone is substantially in agreement with the reference, but a complete review of all prevailing variants is recommended prior to use. More info

OTI Annotation: This clone was engineered to express the complete ORF with an expression tag. Expression varies depending on the nature of the gene.

Components: The ORF clone is ion-exchange column purified and shipped in a 2D barcoded Matrix tube containing 10ug of transfection-ready, dried plasmid DNA (reconstitute with 100 ul of water).

This product is to be used for laboratory only. Not for diagnostic or therapeutic use.
©2024 OriGene Technologies, Inc., 9620 Medical Center Drive, Ste 200, Rockville, MD 20850, US

Reconstitution Method:	1. Centrifuge at 5,000xg for 5min. 2. Carefully open the tube and add 100ul of sterile water to dissolve the DNA. 3. Close the tube and incubate for 10 minutes at room temperature. 4. Briefly vortex the tube and then do a quick spin (less than 5000xg) to concentrate the liquid at the bottom. 5. Store the suspended plasmid at -20°C. The DNA is stable for at least one year from date of shipping when stored at -20°C.
RefSeq:	NM_009505.4, NP_033531.3
RefSeq Size:	3475 bp
RefSeq ORF:	1107 bp
Locus ID:	22339
UniProt ID:	Q00731
Cytogenetics:	17 22.79 cM
Gene Summary:	This gene is a member of the PDGF/VEGF growth factor family. It encodes a heparin-binding protein, which exists as a disulfide-linked homodimer. This growth factor induces proliferation and migration of vascular endothelial cells, and is essential for both physiological and pathological angiogenesis. Disruption of this gene in mice resulted in abnormal embryonic blood vessel formation. This gene is upregulated in many known tumors and its expression is correlated with tumor stage and progression. Alternatively spliced transcript variants encoding different isoforms have been found for this gene. There is also evidence for alternative translation initiation from upstream non-AUG (CUG) codons resulting in additional isoforms. A recent study showed that a C-terminally extended isoform is produced by use of an alternative in-frame translation termination codon via a stop codon readthrough mechanism, and that this isoform is antiangiogenic. Expression of some isoforms derived from the AUG start codon is regulated by a small upstream open reading frame, which is located within an internal ribosome entry site.[provided by RefSeq, Nov 2015]

This product is to be used for laboratory only. Not for diagnostic or therapeutic use.
©2024 OriGene Technologies, Inc., 9620 Medical Center Drive, Ste 200, Rockville, MD 20850, US

Product images:

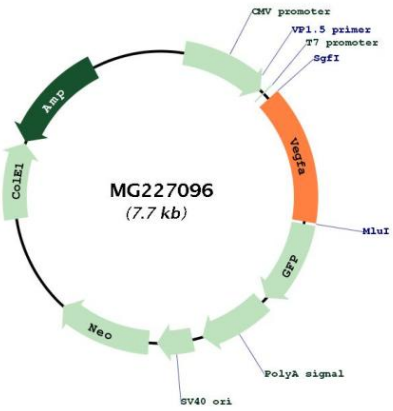

Circular map for MG227096

This product is to be used for laboratory only. Not for diagnostic or therapeutic use.
©2024 OriGene Technologies, Inc., 9620 Medical Center Drive, Ste 200, Rockville, MD 20850, US