

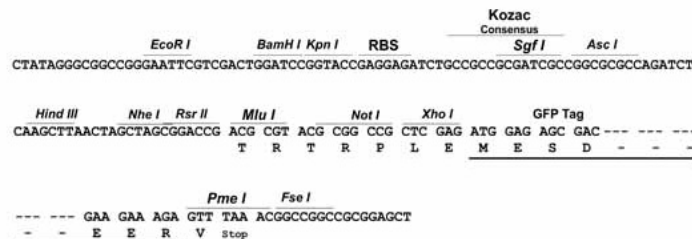
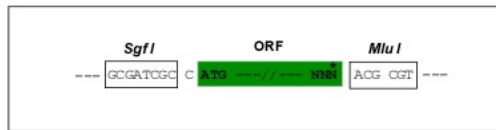
Product datasheet for **MG227035**

Stat4 (NM_011487) Mouse Tagged ORF Clone

Product data:

Product Type: Expression Plasmids
 Product Name: Stat4 (NM_011487) Mouse Tagged ORF Clone
 Tag: TurboGFP
 Symbol: Stat4
 Mammalian Cell Selection: Neomycin
 Vector: pCMV6-AC-GFP (PS100010)
 E. coli Selection: Ampicillin (100 ug/mL)
 Restriction Sites: SgfI-MluI
 Cloning Scheme:

Cloning sites used for ORF Shuttling:



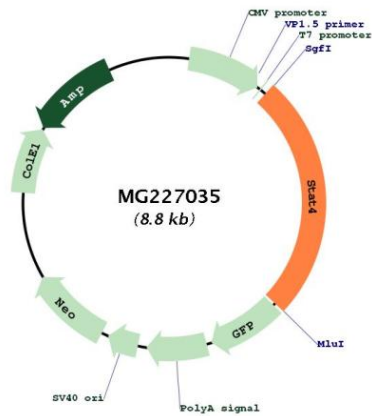
ACCN: NM_011487
 ORF Size: 2244 bp



[View online »](#)

OTI Disclaimer:	The molecular sequence of this clone aligns with the gene accession number as a point of reference only. However, individual transcript sequences of the same gene can differ through naturally occurring variations (e.g. polymorphisms), each with its own valid existence. This clone is substantially in agreement with the reference, but a complete review of all prevailing variants is recommended prior to use. More info
OTI Annotation:	This clone was engineered to express the complete ORF with an expression tag. Expression varies depending on the nature of the gene.
Components:	The ORF clone is ion-exchange column purified and shipped in a 2D barcoded Matrix tube containing 10ug of transfection-ready, dried plasmid DNA (reconstitute with 100 ul of water).
Reconstitution Method:	<ol style="list-style-type: none">1. Centrifuge at 5,000xg for 5min.2. Carefully open the tube and add 100ul of sterile water to dissolve the DNA.3. Close the tube and incubate for 10 minutes at room temperature.4. Briefly vortex the tube and then do a quick spin (less than 5000xg) to concentrate the liquid at the bottom.5. Store the suspended plasmid at -20°C. The DNA is stable for at least one year from date of shipping when stored at -20°C.
RefSeq:	NM_011487.4 , NP_035617.1
RefSeq Size:	2981 bp
RefSeq ORF:	2247 bp
Locus ID:	20849
UniProt ID:	P42228
Cytogenetics:	1 26.67 cM
Gene Summary:	The protein encoded by this gene is a member of the STAT family of transcription factors. In response to cytokines and growth factors, STAT family members are phosphorylated by the receptor associated kinases, and then form homo- or heterodimers that translocate to the cell nucleus where they act as transcription activators. Homozygous knockout mice for this gene exhibit reduced inflammation and cytokine production in response to immune challenge. Alternative splicing results in multiple transcript variants. [provided by RefSeq, Apr 2015]

Product images:



Circular map for MG227035